



Annual Report 2020-21 & 2021-22



OUIDF

Odisha Urban Infrastructure Development Fund
(A Govt. of Odisha Trust)

Odisha Urban Infrastructure Development Fund

Housing and Urban Development Department

Government of Odisha

www.oidf.in



ANNUALREPORT

2020-21 & 2021-22



OUIDF

Odisha Urban Infrastructure Development Fund
(A Government of Odisha Trust)

Odisha Urban Infrastructure Development Fund

Housing and Urban Development Department Government of Odisha
www.ouidf.in



ANNUALREPORT

2020-21 & 2021-22

Odisha Urban Infrastructure Development Fund

Housing and Urban Development Department Government of Odisha

Published by:

UIDF, Bhubaneswar

Compiled & Edited by : Team UIDF

Shri Sangramjit Nayak, IAS

Secretary, UIDF and DMA & Additional Secretary, H & UD Department

Shri S.P. Panda

Jt. Secretary, UIDF and Jt. Secretary, H & UD Department

Shri Sanjay Kumar Rout

Administrative Officer

Shri R.C. Kar

Financial Advisor





Sri Pradeep Kumar Jena, IAS

Chief Secretary & Chief Development Commissioner
Government of Odisha and Chairperson, OUIDF



PREFACE

I am happy to note that Odisha Urban Infrastructure Development Fund (OUIDF) under Housing and Urban Development Department is bringing out its 8th Annual Report for the years 2020-21 and 2021-22.

Odisha has made significant achievements in terms of economic growth, poverty reduction and other socio-economic indicators. The State Government has also conceptualized as well as articulated development strategy with special emphasis on Poverty reduction, Urban Infrastructure and Human Development with inclusive growth for reduction of regional disparities with effective delivery mechanism.

Odisha's economy has grown steadily at the rate of 7.1% between 2012-13 and 2019-20, faster than National average of 6.6%. However, there was a contraction in the State economy by 5.3% (A.E.) in 2020-21 primarily because of the devastating impact of the Pandemic COVID-19. But for the resilience of the State Economy and effective Governance Measures in managing the Pandemic, while the declining growth has been arrested (AE) in 2021-22, the State Economy is likely to grow by 10% as against National Average of 8.8%. The rebound in growth is attributed to robust growth in manufacture sector.

Urban Infrastructure is a pre-requisite for economic growth of a State. Providing critical essential social infrastructure like drinking water, sanitation, sewerage, solid waste management, slum rehabilitation, etc. are major challenges today. The Rebound in growth is attribute to robust growth in manufacture. The effective implementation of existing and new policies of the State, could overcome the global slowdown, inflationary pressure and natural shocks etc. to attain a sound growth rate.

Keeping in view the above objectives, OUIDF has availed Loan from KfW, Development Bank of Germany amounting to 50 Million Euro (Rs. 420 crore approx.) as 1st Line of Credit and 55 Million Euro (Rs. 480 crore approx.) as 2nd Line of Credit and so far disbursed Rs.685.21 crore (Loan Rs.367.07 crore and Grant Rs.318.14 crore) for 53 nos. of Projects with a Total Project Cost of Rs.2747.90 crore. During the years 2020-21 and 2021-22, a sum of Rs. 54.27 crore has been disbursed along with disbursement of Rs. 7.84 crore from own funds under 2nd Line of Credit. The Projects include Sewerage System, Solid Waste Management (SWM), Abattoir, Reclamation of Water Body, Wet Market, Water Supply, Affordable Housing and Energy Efficient Street Lighting Projects, etc. Various Project Development Activities in sectors such as SWM, Sewerage System, Water Body, etc. have enabled to promote Bankable Projects.

I am sure with the initiative taken by Govt. of Odisha and assistance of KfW, Odisha Urban Infrastructure Development Fund (OUIDF) will keep up the expectations of the ULBs, Statutory Bodies paving way in establishing "Eco-friendly Urban Infrastructure Projects" in the State.

My compliments to the Trust and its inmates for bringing out the Annual Report of OUIDF for the year 2020-21 and 2021-22.

(Pradeep Kumar Jena)



Odisha Urban Infrastructure Development Fund



Annual Report 2020-21 & 2021-22

ACRONYMS

ACS	Additional Chief Secretary	OPGC	Odisha Power Generation Corporation
AMRUT	Atal Mission for Rejuvenation and Urban Transformation	OSRTC	Odisha State Road Transport Corporation
BDA	Bhubaneswar Development Authority	OUIDF	Odisha Urban Infrastructure Development Fund
BeMC	Berhampur Municipal Corporation	OWSSB	Odisha Water Supply & Sewerage Board
BMC	Bhubaneswar Municipal Corporation	PDA	Project Development Agency
CEO	Chief Executive Officer	PDF	Project Development Fund
CMC	Cuttack Municipal Corporation	PFMS	Public Financial Management System
DPR	Detailed Project Report	PHEO	Public Health Engineering Organisation
EWS	Economically Weaker Section	PMAY	Pradhan Mantri Awas Yojana
FY	Financial Year	PMU	Programme Management Unit
GDP	Gross Domestic Product	PPP	Public Private Partnership
GoI	Government of India	SDG	Sustainable Development Goals
GoO	Government of Odisha	SMC	Sambalpur Municipal Corporation
GSDP	Gross State Domestic Product	SOP	Standard Operating Procedure
GSF	Grant Support Fund	SWM	Solid Waste Management
GST	Goods & Services Tax	TA	Technical Assistance
H & UDD	Housing & Urban Development Department	TPC	Total Project Cost
IDCO	Odisha Industrial Infrastructure Development Corporation	TTS	Temporary Transfer Station
MoU	Memorandum of Understanding	UGSS	Underground Sewerage Schemes
MoUHA	Ministry of Urban & Housing Affairs	ULB	Urban Local Body
MSW	Municipal Solid Waste	ULF	Urban Loan Fund
NAC	Notified Area Council	VGF	Viability Gap Funding
O&M	Operation & Management		
OHPC	Odisha Hydro Power Corporation		

CONTENTS

1. Background	1
2. Odisha Urban Infrastructure Development Fund (OUIDF)	14
3. Support from Government of Germany through KfW	17
4. Sanction & Disbursement	23
5. New Projects – Approval	28
6. Status of Approved Projects	33
7. Project Development & Capacity Building Initiatives	40
8. Loan Committee Meetings	44
9. KfW Mission	46
10. Atal Mission for Rejuvenation and Urban Transformation (AMRUT)	48
11. Audit Reports & FY 2020-21 and 2021-22	49
12. Board of Trustee	81
13. Brief Profile of Trustees	82
14. Trust Secretariate	87
15. Project Development Agency	89



LED Street Lighting



Bhadrak Municipality



Hinjilikatu NAC



Dhenkanal NAC



Jagatsinghpur Municipality



Konark NAC




Kuchinda NAC



Nimapada NAC



Khurda Municipality



CHAPTER-1

BACKGROUND

Globalization and Liberalization have already proved to be the prime movers of the economic progress. This in turn has contributed to rapid urbanization all over the Globe. Adequate, desired quality & sustainable urban infrastructure is therefore an inescapable necessity and an inseparable ingredient concomitant to the ongoing process of economic development. The urban India today faces the serious challenge of providing a cost effective & optimal solution to attain this objective. Provision of critical social infrastructure like drinking water, sanitation, sewerage, solid waste management, slum rehabilitation etc. have indeed become the prime concern for a developing Nation.

Infrastructure Development is a vital component in enhancing the economic growth. Development of infrastructure enhances the productivity, sustainability, consequently making economic activities more competitive while boosting the economy. Odisha is no exception to the above cardinal principle. With increasing share of urban areas in the State, the thrust of the State Government has shifted to development of urban infrastructure with special emphasis on providing basic civic services and amenities for the entire urban population.

Odisha's economy has undergone a structural change during the past decade. With the increasing share of Urban areas vis-a-vis population, urban management poses biggest challenge for developing quality infrastructure that can sufficiently respond to market demand for basic services and economic activities. As such Infrastructure services are in demand. The State Government continues its efforts to improve the spread and quality of social infrastructure for a better quality of life through several programmes and projects.

Odisha's economy has grown steadily between 2012-13 and 2019-20 at the rate of 7.1%, faster than the National Average of 6.6%. The growth rate of the State in 2020-21 is estimated at a declining rate of (-) 5.3% due to the devastating impact of the Pandemic COVID-19. However, the declining trend has been arrested along with an estimated growth rate for 2021-22 at 10.1% (A.E).

Government of Odisha has been actively participating in the Country's efforts towards achieving Sustainable Development Goals (SDGs). Odisha is one of the leading States in the Country for initiating various urban reforms with an aim to improve service delivery, mobilize resources, transparent municipal functioning and accounting system. As per the rankings made by NITI Aayog for the Indian States in respect of SDG goals, Odisha is among the performer States in terms of no poverty, zero hunger, good health & wellbeing, clean water & sanitation, reduction of inequality, sustainable cities & communities indexes. Odisha is ranked 4th in 'industry, innovation and infrastructure'. The Government is committed to pursue the vision of taking its economy to the next level by use of Five Ts i.e. Technology, Teamwork, Transparency and Time leading to Transformation to a developed State.

1.1. Overview of Urban Odisha

Infrastructure Development is a vital necessity, being the prime mover of economic progress across all sectors of the economy contributing to inclusive growth thereby benefiting people in reducing Poverty and improving their Quality of Life. Urbanisation is the process of economic, spatial, and social transformation over a period of time involving people from all strata of the society.

As of now, the number of Urban Local Bodies and other Para-statal in Odisha are as under:

Municipal Corporations - 5	Municipalities - 48	Notified Area Councils - 62
Development Authorities - 9	Special Planning Authorities - 52	Regional Improvement Trusts - 7

The above entities cover an estimated urban population over 70 lakhs (Census-2011), with the decadal growth rate of 26.94%.

The Urban Local Bodies (ULBs) need to play a major role in mobilizing resources for infrastructure development in the cities. The Housing & Urban Development (H & UD) Department of Government of Odisha is responsible for ensuring proper and planned growth of cities and towns with adequate infrastructure, amenities and services to be provided to the citizens through the Urban Local Bodies and Parastatal Agencies.

1.2. Urban Infrastructure Development

An adequate and good infrastructure is a pre-requisite for the accelerated development which propels higher economic growth as a whole. Utmost efforts are being made for substantially improving the extent and quality of infrastructure in the State.

The State Government continues with its unstinted efforts to improve the spread and quality of social infrastructure like Water Supply, Sanitation, Sewerage, Solid Waste Management, Climate Adaptation Measures, Slum Rehabilitation through Affordable Housing, Storm Water Management and other allied eco-friendly activities for a better quality of life through several programs and projects.

Urban Infrastructure, a key for development, is solely dependent on striking the right balance of urban development alongside the infrastructure. The United Nations Sustainable Development Goal-11 (SDG) states: "Make Cities Inclusive, Safe, Resilient and Sustainable" embarking on a fast Rural to Urban transition with achievement of goal in Urban Infrastructure and its challenges.

Odisha continues to be among the least urbanized States with an urban population of about 17%, while nearly 31% of India's current population live in urban areas according to Census 2011. However, the pace of urbanization in Odisha continues to be intensified due to rapid industrialization and good economic performance, which has led to impressive growth in several fields as reflected below:

- a) Urban population grew 26.8% during 2001-2011 which is double the National Growth vis-à-vis Rural Population growth of 11.7% during the same period. In Odisha around 70 lakh people live in Urban Areas out of 4.20 cr. population as per 2011 census. Our State had over 2 million migrants to its urban areas.
- b) The number of towns have increased from 138 in 2001 to 223 in 2011 (largely due to increase in census towns from 31 to 116, even though Statutory Towns remained at 114).
- c) Budgetary outlay of Housing & Urban Development Deptt. (H&UDD) has increased substantially during the last decade (around 30 times) in the year 2020-21 (BE Rs. 6180 crore) & 2021-22 (BE Rs. 5803 crore) as compared to 2005-06 (BE Rs 101 crore).
- d) However, “Municipal Finances” are weak. Capital Investments continue to rely on Government of Odisha (GoO)’s budgetary support and grants. Debt Financing is limited to State supported Projects and constrained by inadequate capacity to develop Bankable Projects.
- e) The Urban Local Bodies (ULBs) need to play a major role in mobilizing resources for infrastructure development in cities. The weak financial base of the ULBs being their major constraint, limits their spending on infrastructure services. The ULBs therefore need to exploit potential, cost effective & non- conventional means of resources mobilization to achieve their social welfare objectives. As a result, this will boost inclusive and overall development of cities/ towns into livable, economically vibrant, sustainable and efficient entities with provision of adequate and durable public infrastructure and amenities in a convergent manner.
- f) Even though the Municipal legal framework allows flexibility to access loans at the ULB level, Debt Financing for the Urban Projects through multi-lateral and bilateral financing may derive the following benefits:
 - ▶ Integrated approach to Urban Development with access to fixed, low interest long-term funds and technical assistance to build expertise in implementing “Bankable Projects”.
 - ▶ Leveraging Government interventions and available subsidies under various Programmes contribute to the higher economy scale in operations of feasible Projects.
 - ▶ Introducing ULBs to the rigour of Debt Servicing discipline leading to gradual reduction of dependence on budgetary support.
 - ▶ Procurement adopting International Guidelines of Multilateral Agencies.
 - ▶ Greater scope for private sector participation in asset creation and service delivery.
 - ▶ Capacity Building of ULBs through professional support out of various Technical Assistance Grant.

1.3. Urban Transformation : Initiatives taken by the State

The H & UD Department has undertaken various initiatives for urban transformation of Odisha in line with the vision of the Government for achieving the SDGs. The major programmes are given below:

1.3.1. Slum Development and Land Rights to Slum Dwellers

Poverty and homelessness forces the poor families to settle in slum habitations in urban areas. These habitations are usually densely populated and devoid of basic sanitation & hygiene facilities, raising concerns over health, education and standard of living. As per 2011 census, 15.60 lakhs population of 3.50 lakhs (Latest slum HHS stands at 4.12 lakhs) households live in slum areas. Total slum population of the State constitutes 3.72% of the total population and 22% of the total urban population of Odisha. Odisha had a comparatively low population of slum proportion at 3.72% of the total population.

In this regard, Act and Rules formulated and notified for grant of land/ property rights in Municipalities, NACs and Municipal Corporations (Municipal Corporations are not included under the Odisha Land Rights to Slum Dwellers Act, 2017, it is applicable to Municipalities and NACs only). Further, 109 Urban Areas Slums Redevelopment and Rehabilitation Committee formed across the State, in 2,919 slums to transform the living conditions of 400,000 (4,12,000) families with 1.7 million people.



Within last two years, 1725 slums were mapped, 2919 SDAs (Slum Dwellers Association) were formed, 181,000 (1,72,656) households were surveyed, 60,000 (80,555) households granted Land Rights, 92,101 households granted Land Entitlement Certificate and out of 40,622 households, that are approved for housing assistance, around 15,000 houses were built. Government has initiated slum upgradation and delisting activities in September 2020 with an objective of transforming 2919 slums into 'Adarsh Colony' ('Biju Adarsh Colony') in three years' time.

1.3.2. Urban Housing

The Odisha Urban Housing Mission (OUHM) was launched by the Hon'ble Chief Minister of Odisha on 11th October, 2015 recognizing the need for an effective and efficient institutional mechanism to achieve the objectives of "Housing for All" in urban areas.



Based on the estimates of the Housing for All Plan of Action (HFAPOA) prepared by OUHM, there is housing shortage for 5,02,175 households out of which only 89,418 households hold land titles and the rest are landless. Pradhan Mantri Awas Yojana (PMAY)-Urban is a major programme implemented in urban areas to meet the housing shortage.

A total of 1,62,037 houses in 114 ULBs have been sanctioned out of which 1,24,277 houses have been grounded. About 20,576 houses have been sanctioned under Affordable Housing in partnership and in situ Slum Rehabilitation out of which 11,784 houses have been grounded. Odisha Urban Housing Mission (OUHM) has been working with JAGA Mission to ensure that land rights and housing is made available to the slum dwellers and to transform the slums into liveable habitats. 43,849 households, that received land right certificates, have already been sanctioned houses under PMAY - (Urban). Further Investment amounting to Rs. 877 cr has been estimated for implementation of “JAGA” Mission to cater to a demand of 2 lakh houses.

1.3.3. Urban Power: Energy Efficient Smart LED Street Lighting Project.

In an effort by the Govt., as a key intervention to illuminate all public streets in the 114 ULBs of Odisha with Energy Efficient LED Lamps, Projects have been initiated across all 114 ULBs over the last couple of years. Approximately 89,824 Energy Efficient Street Lights have been installed in the Municipal Corporations. The Govt. has also initiated a special drive to “Retrofit Street Lights” with EESL at 109 ULBs. In the second phase, 2,57,716 street lights have been installed against the target of 2,38,000. In the third phase, Government has identified 61,079 light points at uncovered streets/ roads in all ULBs and has refitted 44,027 with LED lighting under the Green Field Street Lighting Project. The estimated capital outlay for the on-going Public Street Lighting Projects aggregate to around Rs. 580 crore. Replacement of Conventional lights with LED luminaires entail substantial energy savings and hence reduced energy bills for the ULBs.



1.3.4. Smart City

Bhubaneswar Smart City Limited (BSCL), which was incorporated in 2016, aims to promote Bhubaneswar as a live-able city that gives a better quality of life to its citizens with a clean and sustainable environment; to enter into contracts, partnerships and service delivery arrangements with Indian as well as foreign firms, as may be required for the implementation of



the Smart Cities Mission; to undertake comprehensive development by promoting mixed land use, provision of housing for all, the creation of walk-able localities, preserving and developing open spaces, promoting a variety of transport options including transit-oriented development, public transport & last mile para-transport connectivity, making governance, citizen friendly and cost effective, giving identity to the city and applying smart solutions to infrastructure and



services in order to make them better; to undertake the review of activities of the Mission including budget, implementation of projects under Smart City Proposal (SCP) and co-ordination with other missions/schemes and activities of various Ministries / Departments.

Area based development and Pan-City solution are two major components of Smart City Proposal (SCP). Area based development focuses on comprehensive development of a selected area within the city whereas Pan-City solution focuses on spreading of technological intervention to entire city catering to smart solution of citizens.

By 2020-21, two Infrastructure Projects have been completed out of 9 Projects taken up. Six Infrastructure Projects such as BMC – Intelligent City Operations & Management Centre (ICOMC) Building, Smart Janapath, Multi-Level Car Parking (MLCP) at Saheed Nagar, Multi-Level Car Parking (MLCP) at Rajmahal Square, are in the implementation stage and are expected to be completed by end of this year 2021-22

Achievements: - By implementation of Smart Janapath Project, Systematic Street Parking for four wheelers and two wheelers has been ensured. travel time has been reduced, substantially and systematic discharge of rain water has reduced water logging during heavy rain thereby urban flood has been avoided. Implementation of ATSC and MSI Project has resulted in better Traffic Management, detection of Traffic Violation, Online Services of Building Plan, Grievance Redressals, Trade License, Property Tax and Holding Tax etc. Tracking of Mo Buses, Ambulances, PCR & BMC Vehicles in Bhubaneswar.



1.3.5. Urban Water Supply: Universal Coverage of Drinking Water Supply

Government of Odisha have emphasized on Improving the level of Urban Drinking Water Service In order to ensure more equitable, efficient and sustainable Urban Water Supply System. The State has given a mandate for Universal Coverage with Adequate and Quality Drinking Water Supply and Equitable access to the services by all categories of people at their door step through individual house hold connection.

- ❖ In the year 2015-16, a quantity of 914.18 MLD was being supplied which has been increased to 1256.84 MLD by the year ending March, 2022.
- ❖ In the year 2015-16, only 12 Urban Local Bodies were being supplied at the rate of more than 135 liters of water per head per day (lpcd), now it has been increased to 55 Urban Local Bodies (ULBs).



- ❖ In the year 2015-16, 56 Urban Local Bodies were being supplied at the rate between 70 to 135 liters of water per head per day (lpcd), now due to enhanced coverage through universal coverage projects, it has been realigned to 52 Urban Local Bodies (ULBs).
- ❖ In the year 2015-16, 44 ULBs were being supplied at the rate of less than 70 liters of water per head per day (lpcd), now it has been reduced to only 7 ULBs.
- ❖ During 2021-22, 113 Nos. of Water Supply Projects have been completed under State's Flagship Programme - "BASUDHA" along with various other schemes like; UIDSSMT, AMRUT, DMF, OMBADC to ensure universal coverage of piped water supply and provision of 100% household connections for all areas in all 114 ULBs.

Achievements during 2021-22:

- ❖ 1,327 Kms. of new Distribution Pipeline has been laid making total of 12891 Kms.
- ❖ 1,33,678 Nos. of new Household Water Supply Connections provided making total of 9,76,101 Nos.
- ❖ Achieved 100% House Hold Connections for 65 ULBs making a total of 84 ULBs.
- ❖ 384 Wards fully covered with piped water supply making a total of 1871 Wards.
- ❖ 105 Million Liters of additional storage capacity added with newly constructed 113 Nos. of ESRs and 73 Nos. of GSRs making a total of 877.78 Million Liters.
- ❖ 113 Urban Water Supply Projects completed during this year making a total of 453 Nos.
- ❖ The cumulative coverage of 97% habitations and 96% of Urban Population was achieved during this year.

Achievements under AMRUT Scheme:

Under the National Flagship Programme of Atal Mission for Rejuvenation and Urban Transformation (AMRUT), the following progress has been made in Odisha.

- ❖ Out of 130 Water Supply Projects with a total cost of Rs.1557.09 crore, 125 Projects have been completed at a cost of Rs.1450.36 crore till date.
- ❖ 165.25 Kms. Of water supply distribution pipelines have been replaced/laid in Nine AMRUT Cities during this financial year.
- ❖ Out of 1,88,351 households, water supply pipeline connections have been provided to all the households in Nine AMRUT Cities.

In order to strengthen the community participation in the urban water supply management and effective generation & collection of revenue from water charges, "Jalasathis" from the local Women Self Help Groups (WSHG) are being engaged under ST programme of Government of

Odisha. So far 740 Nos. of Jalasathis have been trained & deployed in 105 Nos. of urban local bodies (ULBs) of the State.

1.3.6. Drink From Tap

Mission “Drink from Tap” is a Comprehensive Mission that will critically examine risk management for continuous water supply from catchment to consumer and also enables consumers to directly drink from tap.

The Drink from Tap Mission along with Metering and 24 X 7 water supply has been completed in five pilot zones at Bhubaneswar and Puri and one sub-pilot zone at Bhubaneswar.

Water Corporation of India (WATCO) has started unique reform initiative i.e. Jalasathi in Bhubaneswar and Puri. It aims to connect more than 12 lakh households with the help of 5000 Jalasathi from Women Self-Help Group (WSHG) across the State in a phased manner.

“Water Supply to Greater Berhampur with Janivili as source” was taken up by the Government under State Plan in convergence with funding from AMRUT and OUIDF with an investment of Rs. 431.30 crore.



1.3.7. Urban Road Transport: Capital Region Urban Transport

Capital Region Urban Transport (CRUT) is a Special Purpose Vehicle of Housing and Urban Development Department, Government of Odisha. It evolved from Bhubaneswar Puri Transport Services Ltd. (BPTSL) in 2018 to revolutionise the public transport scenario in the capital region of Odisha by making its services customer-centric. CRUT began its journey with the city bus services known as “Mo Bus” which was implemented to strengthen the public transport system in the capital region of the State under Bhubaneswar City Bus Modernisation Plan (BCBMP). The Mo Bus service of CRUT plies across Bhubaneswar, Cuttack, Khordha, Pipili, Puri and Konark; serving its citizens with inclusive, sustainable, safe and affordable public transport. Currently there are 265 Mo Buses (including 10 E-Buses) plying across 492 km network, covering 34 routes serving approximately more than 1.5 lakh commuters per day.

With the Mission to attain several Sustainable Development Goals, CRUT came up with the E-Rickshaw – Mo E-Ride services having women, transgender and socially disadvantaged people as drivers – “Sarathis”. Like Mo Bus, Mo E-Ride is also integrated with smart technology to provide its commuters with seamless service. This one of its kind initiative would contribute towards improving the environmental quality, providing first and last mile connectivity by providing feeder service to the existing Mo Bus service and most importantly enhance gender and social inclusivity.



CRUT has two State-of-the-Art-Depots located at Patia and Bhagabanpur. Three more depots are under construction at Gadakana, Pokhariput and Naraj. There are four functional Origin-Destination (OD) Terminals that are functional. The OD Terminal at Chandrasekharpur has been revamped recently with provision for charging infrastructure.

It is a matter of pride for CRUT to have won Urban Mobility India (UMI) award organised by Ministry of Housing and Urban Affairs (MoHUA), Government of India every year since its inception. CRUT was bestowed with the 'Award for Excellence in Urban Transport under the category of State which has Implemented Best Urban Transport Projects during the previous year' in UMI 2021.

In 2022, CRUT was awarded the United Nations Public Service Awards 2022 for Promoting Gender-Responsive public services to achieve the SDGs for the initiative "Mo Bus" by United Nations. CRUT also bagged the Smart Solutions Challenge & Inclusive Cities Awards 2022 for Implemented Solutions under the theme Mobility and Transportation by National Institute of Urban Affairs (NIUA) and United Nations – India. Additionally, in 2021, CRUT also received the Smart Cities India Awards 2021 under the category 'Smart (SPV) Special Purpose Vehicle' by Smart Cities India Expo and was also bestowed with the accolade of Corona Samman Warrior for 'Exemplary and Inspiring Services during the pandemic of COVID-19' by Prelude Novel Ventures Pvt. Ltd.

With the overwhelming response of the public and demand from its commuters, CRUT plans to expand its services in the Capital Region of Odisha by adding 100 midi buses and 100 mini buses in its service.

1.3.8. Urban Sanitation

State Government have initiated multipronged approach to achieve Swachha Odisha, accelerate the universal sanitation consciousness to make Odisha open defecation free and improve levels of cleanliness through solid and liquid waste managements. Main thrust areas - Elimination of open defecation by providing Individual House Hold Latrine (IHHL), Community Toilets (C.T.), Hybrid Toilets and Public Toilets. Modern and Scientific Municipal Solid Waste (MSW) Management, effect behavioral change in adopting healthy sanitation practices, generate awareness about sanitation and its linkage with public health, capacity building of all stake holders of ULB, All the 114 ULBs were declared as "Open Defecation Free(ODF) and 67 ULBs as ODF+ & 21 ULBs as ODF ++.



Special Recognition –Urban category for the Indian Sanitation Coalition (ISC) FICCI Award, 2019, was received by the State Government, for outstanding achievement in Swachha Survekshan

2019 by Government of India as fastest moving cities.

1.3.9. JAGA Mission

With coverage of approximately 1.8 million population covering all the 114 ULBs, this is one of the largest initiatives taken by Government to reduce vulnerability of the urban poor by increasing tenure security (and provisioning of basic facilities for a decent life). It is realized that slum dwellers are the lifeline of the city and the State cannot be developed without their upliftment. The main objective is to transform the existing slums into liveable habitats. The Hon'ble Chief Minister launched Odisha Livable Habitats Mission (Jaga Mission) to promote sustainable development of habitats with a view to ensuring equitable supply of land, shelter and services at affordable prices to all sections of urban poor. Today, roughly one-in-four people living in Odisha's urban areas live in slums, where residents have no land rights and no security of tenure. Without this, they are excluded from basic services, unable to enroll children in school, open bank account or access a range of Government benefits and schemes.



Four pronged strategies have been adopted by the Government to achieve the following objective-

- Grant of Land rights to all households living in slums in all urban areas.
- Transforming the living conditions in slums with basic civic services, amenities and infrastructures.
- Enabling households who have obtained land rights to improve their housing.
- Mainstreaming through participatory planning and Governance through which slum dwellers can participate in making plans for their own settlements.

Odisha won the “World Habitat Award”, global recognition of its ambitious unique initiative Jaga Mission. This award is given by World Habitat, UK- based organization, in Partnership with United Nation (UN) habitat, every year, in recognition of innovative, outstanding, revolutionary ideas, projects and programs from across the world.

Government of Odisha and Tata Trusts were awarded “India Geospatial Excellence Award” for technological innovation in Odisha Land Rights & Jaga Mission programme by Geo Smart India.



1.3.10. Zero Hunger- AAHAAR

Objective of the AAHAAR programme is to provide subsidised meal to needy people in urban areas at an affordable cost of Rs. 5/- only in a dignified environment. The programme helps to alleviate hunger in a significant manner which is appreciated by urban poor. Nearly 1 lakh hot cooked meals are being served daily through 167 Aahaar Kendras present across 115 ULBs. Meal services are extended at night in 58 Aahaar Kendras located near hospitals to cater to the need of patients and their attendants. All the

167 Aahaar Kendras and all 38 Central Aahaar Kitchens have received ISO Certification for their quality of practice. Mission Shakti Women Self Help Groups (MS-WSHG) are entrusted for operation and management of all the 167 Aahaar Kendras. 36 MS-WSHGs are directly



associated with the operation and management of Central Aahaar Kitchens and 107 Aahaar Kendras as Implementing Partners. Initiatives have been taken to set-up 55 new Aahaar Kitchens and handing over of operation and management of all the kitchens to MS-WSHGs.

1.3.11. Dindayal Antodaya Yojana- National Urban Livelihood Mission (DAY-NULM):Urban Livelihood.

The DAY-NULM objective is to reduce poverty and vulnerability of the urban poor household by enabling them to access gainful self-employment and skilled wage employment opportunities, resulting in an appreciable improvement in their livelihoods on a sustainable basis. The Mission addressed the livelihood concerns of the urban street vendors by facilitating access to suitable spaces, institutional credit, social security and skills for accessing emerging market opportunities. It also aims at providing shelter equipped with essential services to the urban homeless in a phased manner. The programme has major six components. Social Mobilization & Institutional Development, Employment through Skill Training & Placement, Self-employment Programme, Capacity Building & Training, Shelter for Urban homeless and support to Urban Street Vendors.

Under SM & ID component, a total of 35604 number of SHG groups have been formed i.e 1473 SHGs formed during 21 – 22 & all SHGs have opened their Bank Accounts for Financial Inclusion. Till date 19765 SHGs have been trained & 21580 SHGs have been given with Revolving Funds i.e 1513 SHGs for the year 21 – 22. Further so far 584 ALFs have been provided with RF i.e 198 ALFs for the year 21 – 22. An amount of INR 24.5 crore has been spent so far under SM&ID component, including INR 2.51 crore for the year 21 – 22. Under Self Employment Programme(SEP), till date 16276 individuals & 2072 groups have been provided with loans i.e 2153 individuals & 530 groups for the year 21 – 22. So far 15370 SHGs have availed loans under SHG Bank linkage i.e 4347 for the year 21 – 22. Till date 44 Shelters for Urban Homeless (SUH)



Centers have been operationalized. Altogether, the survey of 114 towns has been completed and 101004 nos. of street vendors have been identified that includes approximately 52000 LoRs approved for Street Vendors newly identified during the Covid period. Out of which 34,745 Street Vendors have been issued ID cards & Certificate of Vending Zone has been issued to 26,468 Street Vendors and till date 34,314 no of Street Vendors have been provided with Cumulative no of loans under PM SVANidhi programme.

1.3.12. Unnati :

For addressing the critical gaps and creation of sustainable community assets like smart parks and model crematoriums for making cities liveable and loveable an investment of ¹ 200 crores was sanctioned. For urban transformation 114 smart parks and an equal number of model crematoriums are proposed to be constructed across Urban Odisha. This scheme aims at uniformity in modernized transformation of Urban Odisha.



1.3.13. Revenue Enhancement of Urban Local Bodies:

Increase in Holding / Property Tax Collection – up from Rs. 58.48cr. in FY15-16 to Rs.104.38cr. in FY18-19 and Rs.144.30cr. in FY19-20, Increase in non-tax revenues/other Revenue– up from Rs.140.30cr. in FY 15-16 to Rs.158.70cr. in FY 18-19 and Rs.173.66cr. in FY20-21. Increase in own sources of revenue – up from Rs.198.79cr. in FY 15-16 to Rs. 263cr. in FY 18-19 and Rs. 317.96 cr. in FY19-20. Total 60000 Properties outside the Property Tax base identified leveraging GIS Technology, Property Tax demand unlocked per annum due to strengthened enforcement function. Implementation of web based online Public Financial Management Systems for Fund Management and e-Payments in 110 ULBs. Revenue realized from all 114 ULBs in 2019-20 was Rs. 317 cr. Own Source of Revenue collection for the FY 21-22. Holding Tax/Property Tax Collection- Rs. 13911.63 Lakhs. Other Revenue Collection- Rs. 22324. 69 Lakhs. Total collection- Rs. 36236.31 lakhs.

1.3.14. Government Interventions, Plans & Policies

- ❖ Odisha is one of the leading States in the Country for initiating various urban reforms with an aim to improve service delivery, mobilize resources, transparent municipal functioning and accountability of functionaries.
- ❖ Government has adopted the principle of 5Ts (Transparency, Technology, and Team Work, Time Limit & Transformation) to bring about spectacular change in the Administration and Service delivery.
- ❖ Trade License, Certificates are issued on “Demand Approval Basis” instantly.
- ❖ Marriage Certificate are issued on the same day of personal appearance of the Couple for Marriage Registration.

- ❖ In coordination with H & F. W. Department, efforts are made to issue Birth & Death Certificate as same day service on-line basis.
- ❖ All citizen services like water supply connection, sewerage connection and cesspool services will be integrated and a common on-line application will be developed for providing service on ANY TIME ANY WHERE BASIS.
- ❖ Certificates will be issued without pre-verification on the basis of “Trust & Issue Principle”.
Unique address will be given to every house by digital door numbering along with new ID for each street.
- ❖ Collection of Property Tax/ Holding Tax will be streamlined through on-line as well as through outsourcing agency.
- ❖ On-line Building plan approval system will be implemented throughout the State
- ❖ Government has shifted its focus from centralized treatment of solid waste management to decentralized micro composting system involving Women Self Help Group (WSHG) as “Swachha Sathi”.
- ❖ To manage urban expansion and improve socio-economic activities through a structured process, the Bhubaneswar Development Authority started State’s first ever Town Planning Scheme through land pooling.
- ❖ The Jalasathi initiative was launched by the Hon’ble Chief Minister of Odisha to facilitate effective water management through participation of the community at the ward level i.e. SHG members as Jalasathis.
- ❖ Amnesty Scheme for regularization of unauthorized constructions- with an intent to bring all the unplanned areas or unauthorized layout into the fold of plan development and to address the issue of building permission on the sub-divided plots.

1.3.15. Special Achievement:

Odisha has retained its first position in the Country in 2020-21 in effective implementation of Atal Mission for Rejuvenation and Urban Transformation (AMRUT) scheme.

Government of India Ministry of Housing and Urban Affairs		
ALL STATES RANKING		
# RANK	STATE / UT NAME	SCORE
1	Odisha	85.67
2	Chandigarh	75.08
3	Telangana	74.04
4	Gujarat	72.98
5	Karnataka	68.96

CHAPTER-2

Odisha Urban Infrastructure Development Fund (OUIDF)

2.1. Vision & Mission

Vision

The Vision of OUIDF is to be a sustainable financial intermediary that enhances the flow of private capital to urban sector in Odisha and facilitate Urban Local Bodies to become capable and sustainable organisations, sensitive to stake holders in providing the highest quality of Urban Services.

Mission

The Mission of OUIDF is to contribute to improvement in urban quality of life in Odisha by facilitating efficient Urban Infrastructure Asset Creation and Provision of Urban Service through Innovative & self sustainable Projects.

2.1. OBJECTIVE

In line with the Policy Guidelines enunciated by the Union Government, Government of Odisha (GoO) has also focused on development of urban infrastructure. This is expected to meet the rising demand for urban amenities keeping in pace with the rapid growth in urban population as well as to successfully manage the huge challenges and opportunities arising out of such rapid urbanisation. Urban Infrastructure Projects such as Slum Rehabilitation through Affordable Housing, Cost Effective Water Supply, Comprehensive Sewerage Systems, Sanitation, Solid Waste Management, and various Climate Adoption Measures contribute to improvement of the environment as well as provide a better quality of life for the Urban Poor. The State Government has therefore placed utmost importance on the balanced and planned growth of cities and towns with adequate infrastructure and basic amenities through Urban Local Bodies and other Agencies. With this back drop, the Government of Odisha, with assistance from KfW, Germany has set up a Trust, the Odisha Urban Infrastructure Development Fund (OUIDF) for the purpose of developing and financing Eco-Friendly Infrastructure Projects undertaken by Urban Local Bodies, Statutory Bodies, Public Sector Undertakings of the State and Private Investors and attracts inter alia, investment and professional advice from Institutions for financing Infrastructure Projects.

- ☞ The primary objective of creating OUIDF is to progressively increase external financing of ULB level capital projects in a sustainable manner, in a non-guarantee mode. Creation of OUIDF, as part of an over-arching Urban Development Programme, would enable this through;
- ☞ Catalysing Development of Well-Structured Bankable Projects;
- ☞ Capacity Building for Project conceptualization, development and implementation; and
- ☞ Facilitating / Sensitising State and ULB level reforms that can be pre-cursors for further investment flows.

The focus of OUIDF’s charter includes the followings:

- ☞ To provide Financial Assistance to the various executing agencies like Urban Local Bodies, Statutory Bodies, Public Sector Undertakings and Private Investors in the form of long-term low-cost Debt along with Viability Grant, for setting up sustainable positive environment impact Infrastructure Projects in the State of Odisha.
- ☞ To provide required hand-holding support to the executing agencies for procurement as per international guidelines adopting a fair and transparent procurement system.
- ☞ To provide long term debt or take equity position in the Infrastructure Projects sponsored by Private Investors on a commercial basis when the Infrastructure Projects are considered strategically important.
- ☞ To become financially self-sustainable and to mobilise sources (including private and capital market) to finance Urban Infrastructure Development.
- ☞ To provide Grant Support to the executing agencies for Project Development, preparation of Detailed Project Report as well as Project Monitoring / Management & Consultancy Services.

2.2. SECTOR FOCUS

Sectors and Projects with positive environment and social impacts:

- ☞ Water Supply and Water Supply Improvement Schemes (WSIS)
- ☞ Underground Sewerage Schemes (UGSS)
- ☞ Solid Waste Management (including Landfill Sites, Waste-to-Energy, Segregation, Recycling and Reuse, Larger Compost Yards / Dump Area)
- ☞ Sanitation
- ☞ Climate Adaptation Measures (e.g. Storm Water and Flood Drains)
- ☞ Complete Street and Urban Transport
- ☞ Energy Efficient LED Public Street Lighting Projects

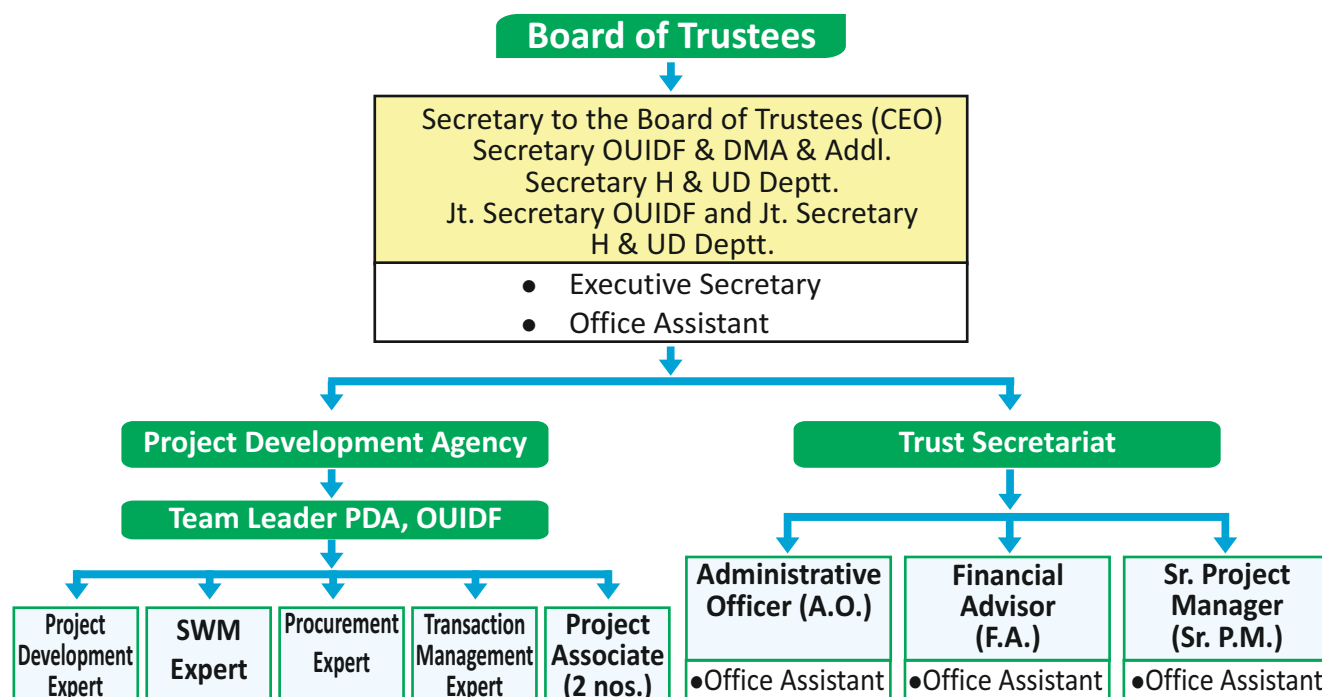
- ↪ Renewal Energy Projects
- ↪ Reclamation of Water Bodies / River Front Development
- ↪ Development of Markets with positive Environment Impact
- ↪ Slum Development, Rehabilitation, Provision of Basic Amenities to Informal Settlements

2.3. ORGANIZATIONAL STRUCTURE OF OUIDF

The OUIDF, has been set up as a Trust (under the Indian Trust Act, 1882) under H&UD Deptt. having a Board of Trustees, which will define the “Funds Charter and Disbursement Guidelines.” The Chairperson and the Members of the Board of Trustees have been nominated by GoO. The Trust came into existence vide Govt. Notification No. 2709, date: 31.01.2012 and Registered Trust Deed dated: 20.03.2013. The Board of Trustees are as under:

a	Chief Secretary, Odisha	Chairperson
b	Development Commissioner and Addl. Chief Secretary	Trustee
c	Principal Secretary to Govt., Finance Department	Trustee
d	Principal Secretary to Govt., H&UD Department	Trustee
e	Chairman-cum-Managing Director, Industrial Infrastructure Development Corporation (Govt. of Odisha Nominee)	Trustee
f	Independent Trustee	Vacant
g	Independent Trustee	Vacant
h	Government of India Nominee	Trustee

The above Trustees are collectively known as “Board of Trustees” who manage and administer the affairs of the Trust and Trust Board.



CHAPTER-3

Support from Government of Germany through KfW

3.1. KfW Lines of Credit

3.1.1. 1st Line of Credit

As a part of Financial Cooperation between Government of India and Government of Federal Republic of Germany, KfW provided Euro 50 million as Loan and Euro 2.5 million as Technical Assistance Grant to Government of India. The Loan & Financing Agreements were executed on 02.08.2012.

Government of India channelised the above Funds through GoO to OUIDF to pass 50% of the Fund (i.e., Euro 25 million) as a Capital Grant to ULBs through Grant Support Fund of OUIDF and the remaining 50% as Loan through the Urban Loan Fund of OUIDF. Technical Assistance Grant was passed on to the Project Development Fund of OUIDF.

Accordingly, GoO & OUIDF executed further two Agreements (Project & Separate Agreements) with KfW and availed the assistance from KfW under the 1st Line of Credit, details of which are given below:

(In Mn Euro)

Agreement Date	KfW Loan	Govt. of Odisha Equity	Technical Assistance	Govt. of Odisha Equity	Fixed Rate of Interest p.a. (%) excluding Exchange Risk	Repayment period (years)
02-Aug-2012	50	5	2.5	0.5	1.79	21 years with a Moratorium of 5 years; repayable in 21 yearly installments.

3.1.2. 2nd Line of Credit

Further, the 2nd Line of Credit was sanctioned by KfW on execution of the Loan and Financing Agreements between Government of India and KfW on 1st December' 2017. Similarly, the Project Agreement and Separate Agreement were signed with Government of Odisha in the presence of the Hon'ble Chief Minister of Odisha on 19th December' 2017 to avail assistance of Euro 55 million as Loan and Euro 2 million as Technical Assistance as follows:

Agreement Date	KfW Loan	Govt. of Odisha Equity	Technical Assistance	Govt. of Odisha Equity	Fixed Rate of Interest p.a. (%) excluding Exchange Risk	Repayment period (years)
19-Dec.-2017	55	5	2	0.5	1.40	10 years with a Moratorium of 5 years; repayable in 21 half yearly installments.

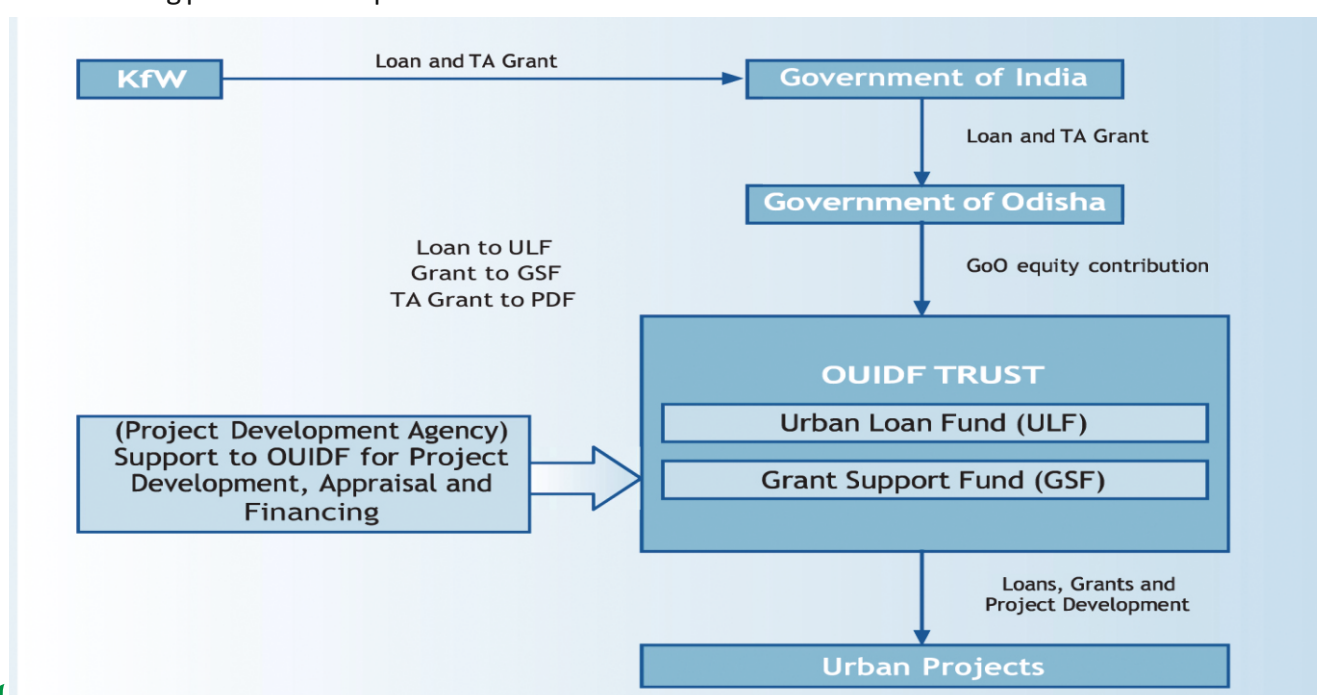
In the 2nd Line of Credit the under noted Targeted Outcomes are envisaged :

- ❖ To achieve Greater Convergence of Schemes by combining funds from OUIDF with State Grant, SBM, AMRUT, PMAY and develop high quality assets for ULBs across the State.
- ❖ Sustainable Financing of water, waste water, solid waste and recycling infrastructure.
- ❖ Achieve better Quality of Life of targeted population by creating infrastructure for clean and healthy environment.
- ❖ Access to Improved Recreation and Public Green Spaces for inhabitants.
- ❖ LED Street Lighting Projects to create Safe Streets and achieve higher Energy Savings.

It is expected that the Projects proposed under 2nd Line of Credit, spread across Odisha, would benefit 7 million urban population of the State.

3.2. Schematic Framework of Flow of Funds:

The following pictorial description indicates Schematic Framework of Flow of Funds



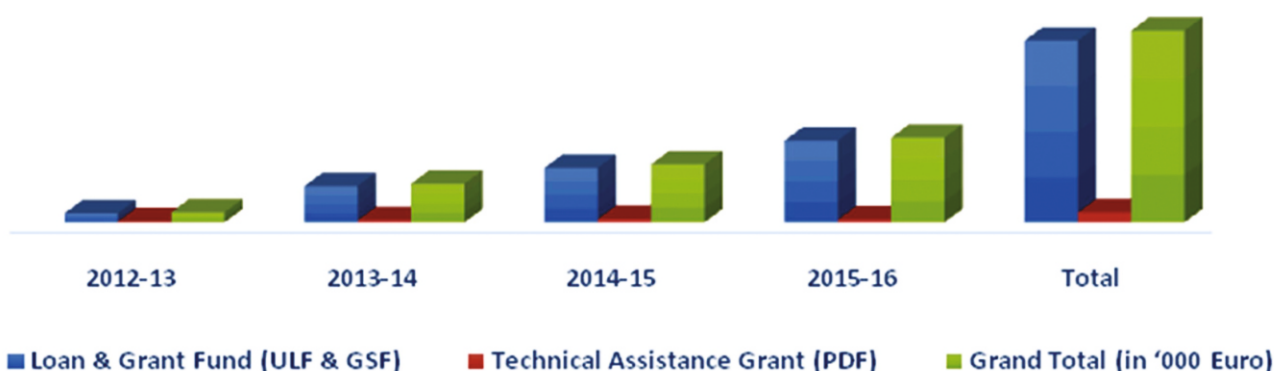
3.3. Disbursement Schedule of KfW, Budgetary Allocation & Utilisation

3.3.1. 1st Line of Credit

Agreed Disbursement Schedule of KfW for Euro 58 million (€ 55 million Loan Fund & € 3 million T.A. Grant)
(Amount in '000 Euro)

Fund	2012-13	2013-14	2014-15	2015-16	Total
Loan & Grant Fund (ULF & GSF)	2,750	11,000	16,500	24,750	55,000 *
Technical Assistance Grant (PDF)	300	720	1,080	900	3,000 *
Grand Total (in '000 Euro)	3,050	11,720	17,580	25,650	58,000 *

1st Line of Credit



This is inclusive of GoO Share of Euro 5 Mn towards Loan and Grant Fund (ULF and GSF) and Euro 0.5 Mn for Technical Assistance (PDF)

Note: The Project period of 1st Line of Credit was extended by 2 years up to 31st December, 2019. As against the above, the Budgetary Allocation received from Govt. of Odisha is given below:

(Rs in crore)

2012-13	2013-14	2014-15	2015-16	2016-17	2017-18	2018-19	2019-20	2020-21	2021-22	Total
21	42	75	10	150	120	131	120	NIL	NIL	669

Out of the Total Budgetary Allocation of Rs. 669 cr., OUIDF has succeeded

in disbursing upto 31.03.2022 under 1st & 2nd Line of Credit: Rs. 669.77 cr.

1st Line of Credit :

Funds allocated in the Budget for the period from 2012-13 to 2017-18

2nd Line of of Credit Rs. 418.00 cr.

Funds allocated in the Budget 2018-19 to 2021-22 Rs. 251.00 cr.

* This is inclusive of disbursement of Rs. 100 cr. from the Funds (Repayment of Loan Fund) available with OUIDF kept in a Separate Account as per instructions of KfW.

3.3.2.2nd Line of Credit

As stipulated in the Agreement executed with KfW for availing the 2nd Line of Credit, the disbursement of funds to be availed from KfW shall be as under:

(In Million Euro)

Year	2018	2019	2020	2021	2022	2023	Total
Amount	5	5	10	10	15	10	55

Govt. of Odisha Equity Euro 5 Mn.

The fund under the Technical Assistance Grant shall be equally disbursed within 6 years. The expected disbursement schedule is as below:

(In Million Euro)

Year	2018	2019	2020	2021	2022	2023	Total
Amount	0.20	0.20	0.50	0.50	0.40	0.20	2.00

Govt. of Odisha Equity Euro 0.5 Mn.

3.4. Financial Assistance Frame Work of OUIDF

The Financial Assistance Framework of OUIDF consists of an Urban Loan Fund (the "Loan Fund"), Grant Support Fund (the "Grant Fund") and Project Development Fund (the "PDF"). A Project Development Agency has been set up to assist in management of the Funds and is responsible for Project identification, development, appraisal, disbursement, follow-up and monitoring of Urban Infrastructure Projects in Odisha. The PDA assist in Management of three Funds under the OUIDF Trust as described below:

Urban Loan Fund (ULF) & Grant Support Fund (GSF): Urban Loan Fund (ULF) and Grant Support Fund (GSF) have been set up to provide Loans to Urban Projects on a Non-guaranteed mode.

- ▶ 1st Line of Credit Euro 25 Mn say Rs.200cr. each and
- ▶ 2nd Line of Credit Euro 27.5 Mn say Rs.220cr. each

Project Development Fund (PDF) : The PDF has a corpus of Euro 2.5 million & Euro 2.0 million under the 1st and 2nd Line of Credit respectively. The Objectives of the Project Development Fund are given below:

- ▶ Establishment and Institutional built-up and capacity building of the OUIDF/Asset Management Company (AMC).

- ▶ Development of the Environment Climate Change and Social Framework (ECSF) of the OUIDF.
- ▶ Development of lending policies, procedures, processes and operational almanuels and other documents necessary for operation of the Odisha Urban Infrastructure Development Fund.
- ▶ Development of innovative financial products (pooled financing and capital market mechanisms) and PPP structures.
- ▶ Project preparation support to the ULBs and State Level Agencies (detailed project reports, project design studies, tendering and implementation process etc.).
- ▶ Capacity Building support to the ULBs, Development Authorities, Regional Improvement Trusts, Special Planning Authorities, Odisha State Housing Board and Statutory Boards.
- ▶ The activities funded out of PDF also comprise the following:
 - ↪ Project Identification and Development of Bankable Projects.
 - ↪ The focus of the PDF is to extend assistance from Concept to Commissioning of Projects viz., the Preparation of City Development Plans, Pre-Feasibility Studies and Detailed Project Reports, Transaction Advisory Support, Project Monitoring and Consultancy during implementation, etc.
 - ↪ Conducting Workshops and visits for Capacity Building by Resource Persons of the Executing Agencies as well as OUIDF.
 - ↪ Empanelment of Consultants for Eco-friendly Infrastructure Projects in various sectors.

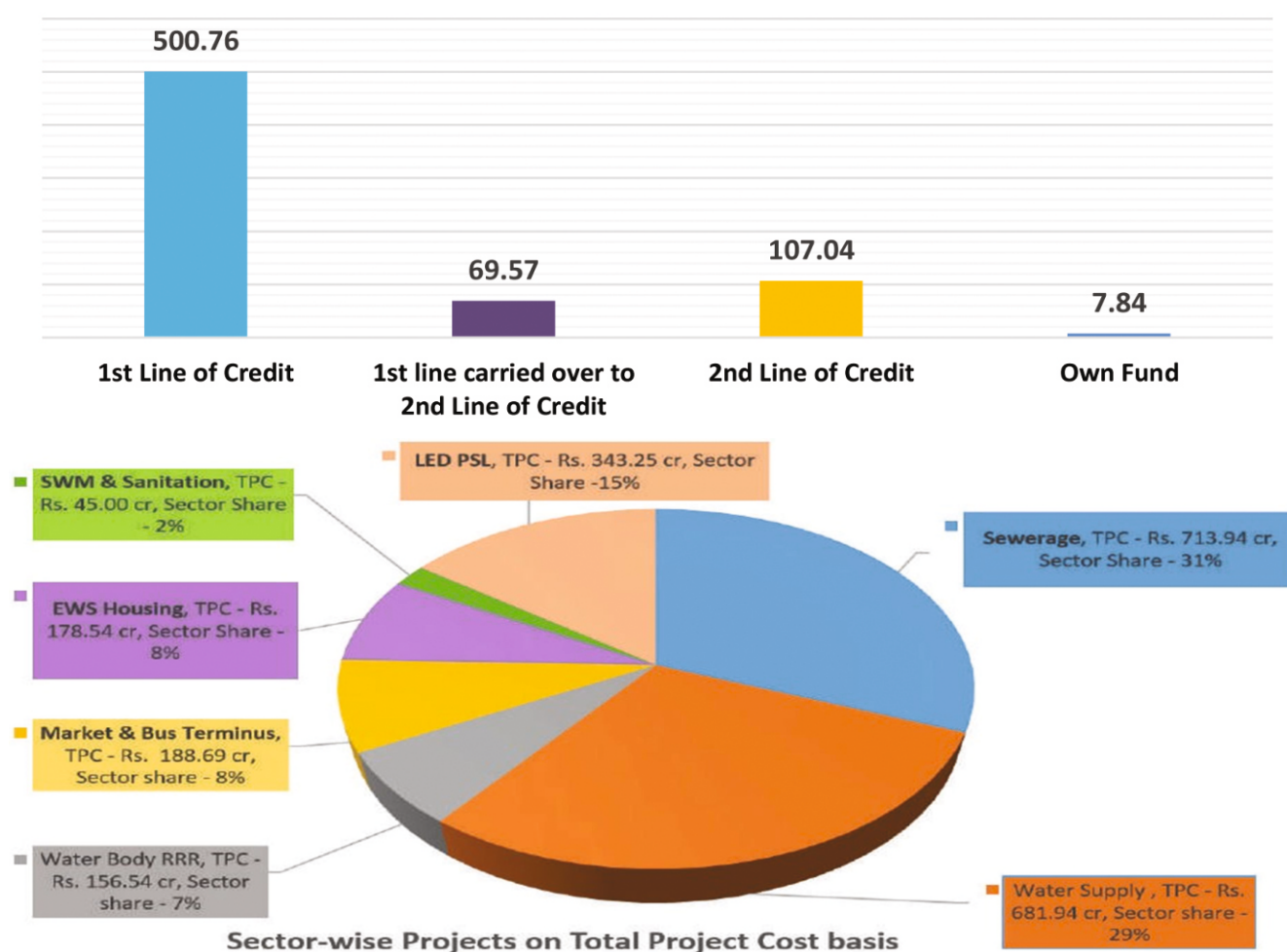
3.5. Expenditure and Submission of Reimbursement Claim

The details of expenditure and submission of Reimbursement Claim up to Financial Year 2020-21 & 2021-22 are furnished in the following table.

S/N	Year	Amount (In Rs)	Purpose	W.A.No.
1	2013-14	10,00,000	Loan & Grant	4
2	2014-15	61,18,00,000	Loan & Grant	6 to 8
3	2015-16	86,21,60,000	Loan & Grant	10 to 13
4	2016-17	142,95,92,000	Loan & Grant	16 to 20 & 22 TO 26
5	2017-18	106,94,25,000	Loan & Grant	33 to 39 & 41
6	2018-19	36,93,14,109	Loan & Grant	42 to 61
7	2019-20	196,61,48,448	Loan & Grant	62 to 79
8	2020-21	38,83,09,800	Loan & Grant	80 to 91
9	2021-22	15,44,24,000	Loan & Grant	92 to 107
Total		685,21,73,357*		

* This is inclusive of reimbursement of Rs.100 cr. from the Funds (Repayment of Loan Fund) available with OUIDF kept in a Separate Account as per KfW Instructions.

	Particulars	Amount in Rs.cr.
1	1 st Line of Credit	500.76
2	1 st line carried over to 2 nd Line of Credit	69.57
3	2 nd Line of Credit	107.04
	Sub-Total	176.61
4	OwnFund	7.84
	Grand Total	685.21



3.6. Disbursement of Funds from Loan Fund Repayment

OUIDF has received Rs.100 cr. towards Repayment of Loan. The amount was kept in a separate account for disbursement by OUIDF to various Projects under 1st Line of Credit as per instructions of KfW.

Particulars	Amount in Rs.cr.
Disbursement from own Funds for 1 st Line of Credit	100

CHAPTER-4

Sanction & Disbursement

4.1. Year-wise Sanction of Loan and Grant

(Amount Rs. in crore)

Financial Year	No. of Projects	Project Cost	OUIDF Loan	OUIDF Grant	Total OUIDF Assistance (Loan+Grant)	Borrower's Contribution	Other Sources (Govt. Funding / Developer Contribution)
2013-14	2	405.66	83.30	83.30	166.60	239.06	---
2014-15	2	209.79	46.13	11.85	57.98	101.81	50.00
2015-16	11	1062.33	106.02	94.08	200.10	361.91	500.32
2016-17	9	237.12	105.25	105.25	210.50	23.71	2.90
2017-18	4	12.90	5.80	5.80	11.60	1.29	---
2018-19	10	568.39	131.35	87.32	218.67	56.84	292.88
2019-20	7	80.03	36.76	36.76	73.52	----	----
2020-21	3	7.54	3.40	3.40	6.80	0.76	----
2021-22	5	164.14	47.21	47.22	94.43	16.07	----
Total	53	2747.90	565.22	474.98	1040.20	801.45	846.10

4.2. Details of Sanction during Financial Year 2020-21 & 2021-22

(Amount Rs. in crore)

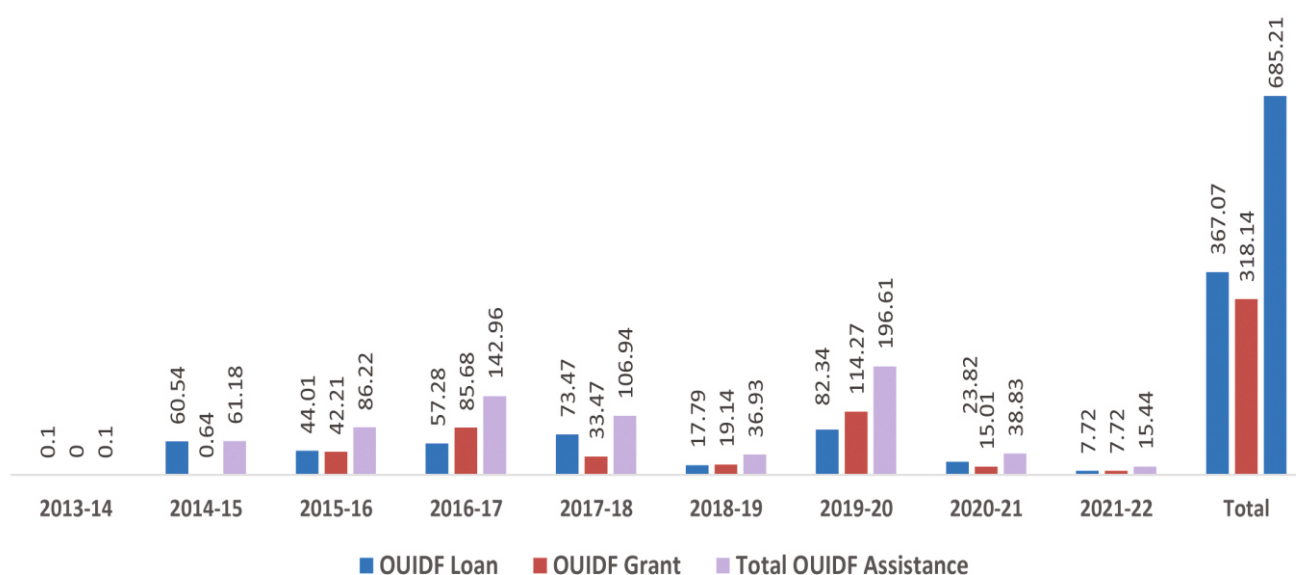
Sl. No	Description	Project Cost	OUIDF Loan	OUIDF Grant	Total OUIDF Assistance
Reclamation and Peripheral Development of Water Body					
1	Reclamation of 1 Water Body at Subarnpur	3.08	1.39	1.39	2.78
2	Reclamation of 1 Water Body at Pattamundai	1.55	0.70	0.70	1.40
3	Reclamation of 1 Water Body at Digapahandi	2.91	1.31	1.31	2.62
4	Additional Loan & Grant to CMC	26.16	1.18	1.19	2.37
5	Additional Loan & Grant to BeMC	11.06	0.92	0.92	1.84
6	Additional Loan & Grant to SMC	13.38	0.63	0.64	1.27
7	Additional Loan & Grant to RMC	10.18	0.47	0.48	0.95
8	Bio-Mining Facility of Legacy Waste at Bhuasuni Dump Yard, Bhubaneswar	103.36	44.00	44.00	88.00
Total		171.68	50.61	50.62	101.23

4.3. Year-wise Disbursement of Loan and Grant

(Amount Rs. in crore)

Sl.	Financial Year	QUIDF Loan	QUIDF Grant	Total OUIDF Assistance
A	2013-14	0.10	0	0.10
B	2014-15	60.54	0.64	61.18
C	2015-16	44.01	42.21	86.22
D	2016-17	57.28	85.68	142.96
E	2017-18	73.47	33.47	106.94
F	2018-19	17.79	19.14	36.93
G	2019-20	82.34	114.27	196.61
H	2020-21	23.82	15.01	38.83
I	2021-22	7.72	7.72	15.44
Total		367.07	318.14	685.21

QUIDF Financial Assistance (Amount in Rs. Crore)



* This is inclusive of reimbursement of Rs.100 cr. from the Funds (Repayment of Loan Fund) available with OUIDF kept in a separate Account.

(i)	1 st Line of Credit Disbursement-	Say Rs.500.76cr.
(ii)	1 st & 2 nd Line of Credit Disbursement-	Say Rs.69.57cr.
	(1 st LoC carried over to 2 nd LoC-Rs.57.18 (within 20% of 2 nd LoC)	
(iii)	2 nd Line of Credit Disbursement-	Say Rs.107.04cr.
	Sub-Total 2nd LoC	Say Rs. 176.61 cr.
(iv)	OUIDF Own Fund	Say Rs.7.84cr.

4.4. Project Wise Disbursement up to 31st March 2022

(Amount Rs. incrore)

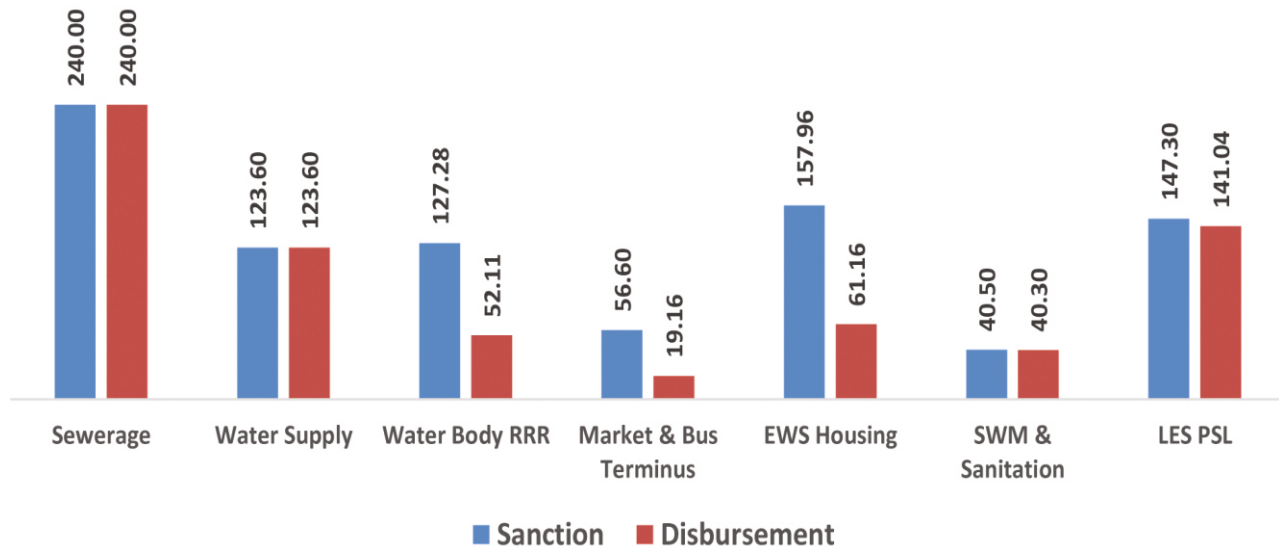
Sl. No.	Project	UIDF Loan	UIDF Grant	Total
1	Modern Abattoir at Gadakana by BMC	2.64	2.64	5.28
2	Sewerage System at Sambalpur by OWSSB	40.00	40.00	80.00
3	Sewerage System of Rourkela Town-East	40.00	40.00	80.00
4	Reclamation of 3 water bodies in Berhampur	2.01	3.94	5.95
5	Fish market at 2 locations in Sambalpur	0.67	0.87	1.54
6	Augmentation of Water Supply to Gopalpur NAC	3.60	0.00	3.60
7	Water Supply to Berhampur Municipal Corporation (Janibilli Project)	40.00	40.00	80.00
8	Set-up of 56 Nos. of Vending Shops in Cuttack	0.15	0.15	0.30
9	Reclamation of 14 Water Bodies in Bhubaneswar	7.18	7.18	14.36
10	Modern Wet Market at Unit-IV, Bhubaneswar	0.95	0.95	1.90
11	Modern Wet Market at Ghatikia, Bhubaneswar	0.59	0.75	1.34
12	Reclamation of 4 Water Bodies in Sambalpur	1.19	2.37	3.56
13	Sewerage System of Rourkela Town-West	40.00	40.00	80.00
14	Bulk Water Supply-IIT, NISER, on PPP Mode	40.00	0.00	40.00
15	EWS Housing Project at Satyanagar	6.43	6.43	12.86
16	EWS Housing Project at Subudhipur	6.16	6.16	12.32
17	EWS Housing Project at Gadakana	21.91	21.91	43.82
18	Energy Efficient Street Lighting Project (Retrofitting)-at Cuttack by Cuttack Municipal Corporation	10.84	10.85	21.69
19	Energy Efficient Street Lighting Project (Retrofitting)-at Sambalpur by Sambalpur Municipal Corporation	5.84	5.85	11.69
20	Energy Efficient Street Lighting Project (Retrofitting)-at Berhampur by Berhampur Municipal Corporation	4.33	4.33	8.66
21	Energy Efficient Street Lighting Project (Retrofitting)-at Rourkela by Rourkela Municipal Corporation	3.95	3.96	7.91
22	Energy Efficient Street Lighting Project (Retrofitting)-(Phase-II)at Bhubaneswar by Bhubaneswar Municipal Corporation	5.86	5.87	11.73
23	Solid Waste Management Project in Berhampur	20.00	20.00	40.00
24	Reclamation of 4 Water Bodies in Hinjilicut	2.43	2.43	4.86
25	Reclamation of 7 Water Bodies in Titlagarh	0.79	0.79	1.58
26	Reclamation of 1 Water Body in Nayagarh	1.61	1.61	3.22
27	Reclamation of 5 Water Bodies in Bargarh	0.63	0.63	1.26



Sl. No.	Project	OUIDF Loan	OUIDF Grant	Total
28	Green Field Public Street Lighting Project in 113 ULBs of Odisha	39.68	39.68	79.36
29	Reclamation of 2 Water Bodies in Berhampur (Phase-II)	1.79	1.79	3.58
30	Reclamation of 7 Water Bodies in Bhubaneswar (Phase-II)	1.38	1.38	2.76
31	Reclamation of Gobardhan Munda Water Body in Jeypore	0.73	0.74	1.47
32	Reclamation of 1 Water Body in Kendrapara	0.27	0.27	0.54
33	Reclamation of 1 Water Body in Paralakhemundi	0.83	0.84	1.67
34	Reclamation of Badabandha Water Body in Phulbani	0.71	0.72	1.43
35	Reclamation of 3 Water Bodies in Sambalpur (Phase-II)	1.25	1.25	2.50
36	Toilet on Wheel	0.15	0.15	0.30
37	Inter State Bus Terminal at Baramunda, Bhubaneswar	8.80	0.00	8.80
38	Reclamation of Water Body in Baripada	1.22	1.23	2.45
Total		367.07	318.14	685.21

Disbursement under 1st Line of Credit Rs. 500.76 cr. and 2nd Line of Credit Rs. 161.17 cr. This is inclusive of disbursement of Rs. 100 cr. from Funds (Repayment of Loan Fund) available with OUIDF kept in a separate account.

Sector-wise sanction & Disbursement (Amount in Rs. Cr)

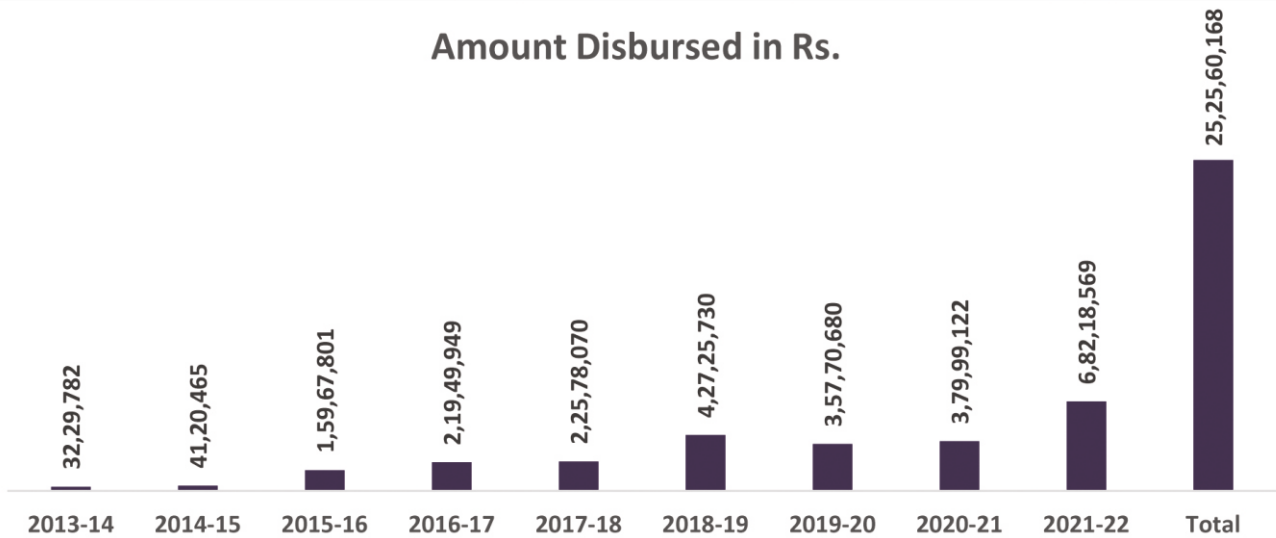


4.5. Project Development Fund

A sum of Rs. 3,79,99,122 has been disbursed out of Project Development Fund during FY 2020-21 and Rs. 6,82,18,569/- for the year 2021-22 for extending various Project Development Support including Success Fees, Consultancy Fees Project Development and Capacity Building. The Cumulative Disbursement of Project Development Fund amounts to Rs. 25,25,60,168/-. The year wise breakup of the same is given below;



Financial Year	Amount Disbursed in Rs.
2013-14	32,29,782
2014-15	41,20,465
2015-16	1,59,67,801
2016-17	2,19,49,949
2017-18	2,25,78,070
2018-19	4,27,25,730
2019-20	3,57,70,680
2020-21	3,79,99,122
2021-22	6,82,18,569
Total	25,25,60,168
PDF : 1st Line of credit	Rs. 23,48,22,727
PDF : 2nd Line of credit	Rs. 1,77,37,441
Total	Rs. 25,25,60,168



Sidhi Bandha, Sambalpur Municipal Corporation Pattnaik Tank, Parlakhemundi Municipality



CHAPTER-5

New Projects – Approval

The details of the Projects sanctioned by the Board of Trustees of OUIDF during the Financial Year 2020-21 & 2021-22 are as follows:

5.1. Reclamation and Peripheral Development of 3 Water Bodies in 3 ULBs namely – Subarnapur, Pattamundai & Digapahandi Municipalities.

Water Bodies are useful sources for daily water needs of people residing in water scarce areas. One of the very important role played by any Water Body is recharging of ground water. The Water Bodies trap and store rainwater and other surface flows from streams etc. and recharge the ground water to a very considerable extent. Water Bodies also play a very vital role in maintaining the ecological balance. Deterioration of Water Bodies cause ecological imbalance as well as health hazards to the local population.

The above mentioned 3 Water Bodies are located in 3 ULBs namely – Subarnapur, Pattamundai & Digapahandi Municipalities. The basic objective is to conserve, restore, develop and manage these sustainably for better ecosystem, aesthetic and environmental purpose.

The core reclamation components proposed for these Water Bodies include dewatering, dewatering, desilting and embankment construction. Peripheral components include pathway with hand railing along the periphery of the tanks, fencing, light posts, installation of benches and garbage bins, construction of new bathing ghats and renovation of existing bathing ghats. Additionally, Community Toilets along with bathing facilities are also proposed along the banks of each of the Water Body.

5.1.1. Reclamation & Improvement of Paninagar Water Body under Subarnapur Municipality

Means of Finance	Means of Finance for Eligible Total Project Cost	Rs. In Lakhs	Proportion
	ULB Contribution	30.82	10%
	OUIDF Loan	138.71	45%
	OUIDF Grant	138.71	45%
	Total	308.24	100%
Govt. Approval	Technical Sanction has been accorded by SE (PH) dated 29-11-2017. Administrative Approval from H & UD Department have been obtained vide letter no. 14858, Dated 21-09-2020.		
Terms of Loan	Rate of Interest : 5% (Fixed Interest Rate) with a rate of 1%p.a. on timely payment of Installments and Interest. Tenure of Loan: 10 years Moratorium Period: 2 years Repayment Period :16 Half yearly installments of Rs. 8,66,931 each.		
Financials of the Borrower	The source of revenue for Subarnapur Municipality includes tax revenue, non-tax revenue and income from interest & State Govt. Grant. The Grants constitute the major component of the revenue.		

Subarnapur, also known as Sonepur, is a town and district headquarters of Subarnapur district of Odisha. The district spreads over an area of 13.86 km² with a population of approx. 25,770 as per 2011 census. Paninagar Water Body is located in ward 10 of Subarnapur Municipality an approx. area of 1.25 acres. The primary objective of the Project is Reclamation & Preservation of Water Bodies by improving the quality of water, ground water table, ground water recharge, embankment strengthening and health of the people of the city.

The total Project Cost for reclamation of Paninagar Water Body is Rs. 308 Lakh. The O&M cost of the Project is assumed to be 2% of the total Project Cost in each year. The O&M expenditure would include periodic cleaning of Water Body once a month, periodic cleaning of embankment once a week. Life of civil structure is 30 years and balance facilities like Playing Equipment, Benches, Boat, Fountain, Dustbins, Water Purifier ranges between 5 to 15 years. Fisheries Development may be considered as optional works.



Toilet on Wheels, Bhubaneswar Municipal Corporation (BMC)

5.1.2. Reclamation & Improvement of Kacheri Pokhari Water Body under Pattamundai Municipality.

Means of Finance	Means of Finance for Eligible Total Project Cost	Rs. In Lakhs	Proportion
	ULB Contribution	15.55	10%
	OUIDF Loan	69.98	45%
	OUIDF Grant	69.98	45%
	Total	155.51	100%
Govt. Approval	Technical Sanction accorded by SE (PH)Cuttack vide letter no.- 2488, dated 01-7-2020 Administrative Approval from H & UD Department have been obtained vide letter no 015584/HUD, dated 7-10-2020.		

Terms of Loan	<p>Rate of Interest: 5% (Fixed Interest Rate) with a rate of 1%p.a. on timely payment of Installments and Interest.</p> <p>Tenure of Loan:10 years</p> <p>Moratorium Period:2 years</p> <p>Repayment Period :16 Half yearly installments of Rs.4,37,345 each.</p>
Financials of the Borrower	The source of revenue for Pattamundai Municipality includes tax revenue, non-tax revenue and income from interest & State Govt. grant. The grants constitute the major component of the revenue.

The town Pattamundai is located in Kendrapara district of Odisha. The Municipality is spread over an area of 24 square kilometres with a population of 36,528 as per 2011 census. Kacheri Pokhari is located near Tahasil Office Pattamundai, approx. area is around 3.08 acres. The primary objective of the project is reclamation & renovation of Water Body by improving the quality of water, ground water table, ground water recharge, embankment strengthening and health of the people of the city.

The total Project Cost for reclamation of Kacheri Pokhari is Rs. 155.51 Lakh. The O & M cost of the Project is assumed to be 2% of the total Project Cost in each year. The O & M expenditure would include periodic cleaning of Water Body once a month, periodic cleaning of embankment once a week. Life of civil structure is 30 years and balance facilities like Playing Equipment, Benches, Boat, Fountain, Dustbins, Water Purifier ranges between 5 to 15 years. Fisheries Development may be considered optionally.

5.1.3 Reclamation & Improvement of Beda Bandha Water Body under Digapahandi Municipality.

Means of Finance	Means of Finance for Eligible Total Project Cost	Rs. In Lakhs	Proportion
	ULB Contribution	29.10	10%
	OUIDF Loan	130.95	45%
	OUIDF Grant	130.95	45%
	Total	291.00	100%
Govt. Approval	Technical Sanction has been accorded by SE (PH), Berhampur, dated:31.11.2018. Administrative Approval from H & UD Department have been obtained vide letter no:6334, dated : 17.03.2021.		
Terms of Loan	<p>Rate of Interest: 5% (Fixed Interest Rate) with a rate of 1%p.a. on timely payment of Instalments and Interest.</p> <p>Tenure of Loan : 10 years</p> <p>Moratorium Period : 2 years</p> <p>Repayment Period : 16 Half yearly instalments of Rs. 8,18,450/-each.</p>		
Financials of the Borrower	The source of revenue for Digapahandi NAC includes Tax / Revenue, Non-Tax revenue & State Govt. grant. The grants constitute the major component of there venue.		

Digapahandi town is situated in Ganjam district of Odisha. The district spreads over an area of 16.00 km² with a population of approximate 13900 as per 2011 census. Beda Bandha Water Body is located in ward no -2 of Digapahandi NAC with an approximate area of 8 acres. The primary objective of the Project is Reclamation & Preservation of Water Body by improving the quality of water, ground water table, ground water recharge, embankment strengthening and health of the people of the city.



The total Project Cost for reclamation of Beda Bandha Water Body is Rs. 291.00 Lakh. The O&M cost of the Project is assumed to be 2% of the total Project Cost in each year. The O&M expenditure would include periodic cleaning of Water Body once a month, periodic cleaning of embankment once a week. Life of Civil Structure is 30 years and balance facilities like Playing Equipment, Benches, Boat, Fountain, Dustbins, Water Purifier ranges between 5 to 15 years. Fisheries Development may be considered as an optional works.

The summary of the TPC (Total Project Cost), OUIDF Loan & Grant recommended is given below;

(Amount Rs. in crore)

Sl. No.	Name of ULB	No. of Water Bodies	TPC	OUIDF Loan	OUID Grant	ULB Contribution
1	Subarnapur	1	3.08	1.39	1.39	0.30
2	Pattamundai	1	1.55	0.70	0.70	0.15
3	Digapahandi	1	2.91	1.31	1.31	0.29
Total		3	7.54	3.40	3.40	0.74

5.1.4 Additional Loan amounting to Rs.3,21,63,300/- & Additional Grant amounting to Rs. 3,21,63,300/- for LED Street Lighting Projects in Cuttack, Berhampur, Sambalpur & Rourkela Municipal Corporations being implemented by M/s NEESL Pvt. Ltd.

The detail of Means of Finance for Additional Funds required is placed hereunder:

(Amount in Rs. Lakh)

MoF for Additional Funds	% of Share	Cuttack Municipal Corporation	Berhampur Municipal Corporation	Sambalpur Municipal Corporation	Rourkela Municipal Corporation	Total
ULB Contribution	10%	26.316	20.488	14.060	10.610	71.474
OUIDF Loan	45%	118.422	92.196	63.270	47.745	321.633
OUIDF Grant	45%	118.422	92.196	63.270	47.745	321.633
Total	100%	263.160	204.880	140.600	106.100	714.740

Loan Committee recommended for approval of Loan & Grant amounting to Rs. 3,21,63,300/- each in favour of above-mentioned 4 Municipal Corporations, in aggregate, for implementation of the Project as detailed above with the Loan to be repaid over a period of 10 years including a moratorium of 2 years and carrying a fixed interest rate of 9.5% per annum with a rebate of 1% p.a. on timely payment of Instalments and Interest, as per Terms and Conditions of the extant Loan Agreement executed by the respective Municipal Corporations with OUIDF.

5.1.5. Bio-Mining Facility of Legacy Waste at Bhuasuni Dump Yard, Bhubaneswar under Bhubaneswar Municipal Corporation (BMC)

Means of Finance	Means of Finance for Total Project Cost	Rs.	Proportion
	ULB Contribution	15,36,00,000	14.86%
	OUIDF Loan	44,00,00,000	42.57%
	OUIDF Grant	44,00,00,000	42.57%
	Total	103,36,00,000	100%
Govt. Approval	<ul style="list-style-type: none"> The Legacy Waste Bio-Mining Project at the Dumpsite in Bhuasuni, Bhubaneswar has been approved by the State Cabinet, Govt. of Odisha on 07.12.20221 in their 37th Meeting; conveyed by the Parliamentary Affairs Deptt. Letter no. 7650 dated 07.12.2021 The Housing and Urban Development Department approved the Project on dated 26.03.2021 		
Terms of Loan	<p>Rate of Interest: 9.5% (Fixed Interest Rate) with a rebate of 1% p.a. on timely payment of Installments and Interest.</p> <p>Tenure of Loan: 14 years</p> <p>Moratorium Period: 2 years</p> <p>Repayment Period: 24 Half yearly installments (23 nos. of Rs.1,83,33,000/-each and Last i.e., 24th Instalment of Rs. 1,83,41,000/-)</p>		
Financials of the Borrower	The source of revenue for Bhubaneswar Municipal Corporation includes tax revenue, non-tax revenue and income from interest & State Govt. Grants. The Grants constitute the major component of the revenue.		

Bio-Mining has been successfully deployed in various cities for management of Legacy Municipal Waste and Reclamation of Land. SBM in its Advisory on Landfill Reclamation has recommended Bio-Mining/ Bio-Remediation for clearing the dumpsites.

Bhubaneswar Municipal Corporation has been using the Bhuasuni dumpsite for the last 10-12 years for dumping of mixed waste on about 60 acres land parcel. The dumpsite is situated near to Chandaka Forest and near to city boundary even though they were originally in the outskirts. The Bhuasuni dumpsites have neither a lining nor a daily covering and receive mixed and untreated waste which has a large organic fraction. These open dumpsites pose serious health risks such as ground water pollution caused by leachate seeping into the ground, air pollution, vector borne diseases, hazardous landfill fires, and unaesthetic appearance.

In addition to the environmental losses, these dumpsites cause social and economic losses to the nearby people due to the stigma around dumpsites. All these issues necessitate the remediation of dumpsites in a scientific manner. The problem of dump sites being in the middle of cities is particularly troublesome for metro cities, where the large quantities of waste result in large plots of useful land being wasted as dumpsites.

Since there is a dire need to reclaim the land and utilise it for projects to be identified at a later stage, BMC had carried out a Study through KIIT University for the estimation and quantification of Garbage at and around the dump yard. As per the Report submitted by KIIT University Team, the estimated quantity of waste already collected at landfill is around 16 (sixteen) lakh MT.

BMC has proposed to implement the Bio-Mining Project immediately for Management of Legacy Municipal Waste and prevent further ecological imbalance in the area.



CHAPTER-6

Status of Approved Projects

The Progress of implementation of the Projects sanctioned by the Board of Trustees of OUIDF is reviewed regularly by the Principal Secretary, H&UD Dept. in the Monthly Review Meetings and in other Project-Specific Meetings. Review Meetings have been held regularly with all concerned stakeholders in order to improve the monitoring mechanism and execution of Projects with in budgeted costs and approved time lines.

The Status of Sanctioned Projects is depicted below:

(Amt. Rupees in cr.)

Sl.	Project Details			Status as on 31.03.2021													
Sector– Sewerage Network																	
1.	Comprehensive Sewerage with Treatment Facilities at Rourkela Westby Orissa Water Supply & Sewerage Board	<table border="1"> <tr> <td colspan="2">TPC</td> <td>Rs.309.33cr.</td> </tr> <tr> <td rowspan="2">Sanctioned</td> <td>Loan</td> <td>Rs.40cr.</td> </tr> <tr> <td>Grant</td> <td>Rs.40cr.</td> </tr> <tr> <td rowspan="2">Disbursed</td> <td>Loan</td> <td>Rs.40cr.</td> </tr> <tr> <td>Grant</td> <td>Rs.40cr.</td> </tr> </table>	TPC		Rs.309.33cr.	Sanctioned	Loan	Rs.40cr.	Grant	Rs.40cr.	Disbursed	Loan	Rs.40cr.	Grant	Rs.40cr.		<ul style="list-style-type: none"> M/s L & T Ltd. Was awarded work On 26.12.16. Project is expected to be Completed by Sept '2022.
TPC		Rs.309.33cr.															
Sanctioned	Loan	Rs.40cr.															
	Grant	Rs.40cr.															
Disbursed	Loan	Rs.40cr.															
	Grant	Rs.40cr.															
2.	Comprehensive Sewerage with Treatment Facilities at Sambalpur by Orissa Water Supply & Sewerage Board	<table border="1"> <tr> <td colspan="2">TPC</td> <td>Rs.309.33cr.</td> </tr> <tr> <td rowspan="2">Sanctioned</td> <td>Loan</td> <td>Rs.40cr.</td> </tr> <tr> <td>Grant</td> <td>Rs.40cr.</td> </tr> <tr> <td rowspan="2">Disbursed</td> <td>Loan</td> <td>Rs.40cr.</td> </tr> <tr> <td>Grant</td> <td>Rs.40cr.</td> </tr> </table>	TPC		Rs.309.33cr.	Sanctioned	Loan	Rs.40cr.	Grant	Rs.40cr.	Disbursed	Loan	Rs.40cr.	Grant	Rs.40cr.		<ul style="list-style-type: none"> M/s Gharpure Engineering & Construction Pvt. Ltd., Pune was awarded work on 26.12.16. Project is expected to be Completed by 31.12.2022.
TPC		Rs.309.33cr.															
Sanctioned	Loan	Rs.40cr.															
	Grant	Rs.40cr.															
Disbursed	Loan	Rs.40cr.															
	Grant	Rs.40cr.															
Sector-Water Supply																	
3.	Augmentation of Water Supply to Gopalpur NAC	<table border="1"> <tr> <td>TPC</td> <td>Rs.187.71cr.</td> </tr> <tr> <td>Sanctioned Loan</td> <td>Rs.40cr.</td> </tr> <tr> <td>Amount Disbursed</td> <td>Rs.40cr.(Loan)</td> </tr> </table>	TPC	Rs.187.71cr.	Sanctioned Loan	Rs.40cr.	Amount Disbursed	Rs.40cr.(Loan)		<ul style="list-style-type: none"> Project has been commissioned in Aug 2018. 							
TPC	Rs.187.71cr.																
Sanctioned Loan	Rs.40cr.																
Amount Disbursed	Rs.40cr.(Loan)																
4.	Augmentation of Water Supply to Gopalpur NAC	<table border="1"> <tr> <td>TPC</td> <td>Rs.5.29cr.</td> </tr> <tr> <td>Sanctioned Loan</td> <td>Rs.3.60cr.</td> </tr> <tr> <td>Amount Disbursed</td> <td>Rs.3.60cr.(Loan)</td> </tr> </table>	TPC	Rs.5.29cr.	Sanctioned Loan	Rs.3.60cr.	Amount Disbursed	Rs.3.60cr.(Loan)		<ul style="list-style-type: none"> M/s L & T Ltd. Was awarded Contract on 07.10.16. Project has been completed 							
TPC	Rs.5.29cr.																
Sanctioned Loan	Rs.3.60cr.																
Amount Disbursed	Rs.3.60cr.(Loan)																
5.	Improvement of Water Supply to Greater Berhampur by PHEO	<table border="1"> <tr> <td colspan="2">TPC</td> <td>Rs.488.94cr.</td> </tr> <tr> <td rowspan="2">Sanctioned</td> <td>Loan</td> <td>Rs.40cr.</td> </tr> <tr> <td>Grant</td> <td>Rs.40cr.</td> </tr> <tr> <td rowspan="2">Disbursed</td> <td>Loan</td> <td>Rs.40cr.</td> </tr> <tr> <td>Grant</td> <td>Rs.40cr.</td> </tr> </table>	TPC		Rs.488.94cr.	Sanctioned	Loan	Rs.40cr.	Grant	Rs.40cr.	Disbursed	Loan	Rs.40cr.	Grant	Rs.40cr.		<ul style="list-style-type: none"> M/s L & T Ltd. Was awarded Contract on 07.10.16. Project has been completed
TPC		Rs.488.94cr.															
Sanctioned	Loan	Rs.40cr.															
	Grant	Rs.40cr.															
Disbursed	Loan	Rs.40cr.															
	Grant	Rs.40cr.															

Sector–Reclamation and Peripheral Development of Water Bodies

6.	Reclamation & Peripheral Development of 14 Water Bodies in Bhubaneswar by Bhubaneswar Municipal Corporation (BMC)	<table border="1"> <tr> <td colspan="2">TPC</td> <td>Rs.20.51cr.</td> </tr> <tr> <td rowspan="2">Sanctioned</td> <td>Loan</td> <td>Rs.9.23cr.</td> </tr> <tr> <td>Grant</td> <td>Rs.9.23cr.</td> </tr> <tr> <td rowspan="2">Disbursed</td> <td>Loan</td> <td>Rs.7.18cr.</td> </tr> <tr> <td>Grant</td> <td>Rs.7.18cr.</td> </tr> </table>	TPC		Rs.20.51cr.	Sanctioned	Loan	Rs.9.23cr.	Grant	Rs.9.23cr.	Disbursed	Loan	Rs.7.18cr.	Grant	Rs.7.18cr.	<ul style="list-style-type: none"> 12 Water Bodies completed. Rest 2 Water Bodies (Sundarpada & Laxmisagar) are under progress. Expected date of completion 31.12 2022.
TPC		Rs.20.51cr.														
Sanctioned	Loan	Rs.9.23cr.														
	Grant	Rs.9.23cr.														
Disbursed	Loan	Rs.7.18cr.														
	Grant	Rs.7.18cr.														
7.	Reclamation & Peripheral Development of 3 Water Bodies in Berhampur by Berhampur Municipal Corporation (BeMC)	<table border="1"> <tr> <td colspan="2">TPC</td> <td>Rs.9.03cr.</td> </tr> <tr> <td rowspan="2">Sanctioned</td> <td>Loan</td> <td>Rs.2.01cr.</td> </tr> <tr> <td>Grant</td> <td>Rs.3.94cr.</td> </tr> <tr> <td rowspan="2">Disbursed</td> <td>Loan</td> <td>Rs.2.01cr.</td> </tr> <tr> <td>Grant</td> <td>Rs.3.94cr.</td> </tr> </table>	TPC		Rs.9.03cr.	Sanctioned	Loan	Rs.2.01cr.	Grant	Rs.3.94cr.	Disbursed	Loan	Rs.2.01cr.	Grant	Rs.3.94cr.	<ul style="list-style-type: none"> Out of 3 Project 2 Water Bodies has been dropped. Project has been completed since Jan' 2021.
TPC		Rs.9.03cr.														
Sanctioned	Loan	Rs.2.01cr.														
	Grant	Rs.3.94cr.														
Disbursed	Loan	Rs.2.01cr.														
	Grant	Rs.3.94cr.														
8.	Reclamation & Peripheral Development of 4 Water Bodies in Sambalpur Municipal Corporation (SMC)	<table border="1"> <tr> <td colspan="2">TPC</td> <td>Rs.3.95cr.</td> </tr> <tr> <td rowspan="2">Sanctioned</td> <td>Loan</td> <td>Rs.1.18cr.</td> </tr> <tr> <td>Grant</td> <td>Rs.2.37cr.</td> </tr> <tr> <td rowspan="2">Disbursed</td> <td>Loan</td> <td>Rs.1.19cr.</td> </tr> <tr> <td>Grant</td> <td>Rs.2.37cr.</td> </tr> </table>	TPC		Rs.3.95cr.	Sanctioned	Loan	Rs.1.18cr.	Grant	Rs.2.37cr.	Disbursed	Loan	Rs.1.19cr.	Grant	Rs.2.37cr.	<ul style="list-style-type: none"> Project has been completed since July' 2018.
TPC		Rs.3.95cr.														
Sanctioned	Loan	Rs.1.18cr.														
	Grant	Rs.2.37cr.														
Disbursed	Loan	Rs.1.19cr.														
	Grant	Rs.2.37cr.														
9.	Reclamation & Peripheral Development of 4 Water Bodies in Hinjilicut Municipality	<table border="1"> <tr> <td colspan="2">TPC</td> <td>Rs.5.40cr.</td> </tr> <tr> <td rowspan="2">Sanctioned</td> <td>Loan</td> <td>Rs.2.43cr.</td> </tr> <tr> <td>Grant</td> <td>Rs.2.43cr.</td> </tr> <tr> <td rowspan="2">Disbursed</td> <td>Loan</td> <td>Rs.2.43cr.</td> </tr> <tr> <td>Grant</td> <td>Rs.2.43cr.</td> </tr> </table>	TPC		Rs.5.40cr.	Sanctioned	Loan	Rs.2.43cr.	Grant	Rs.2.43cr.	Disbursed	Loan	Rs.2.43cr.	Grant	Rs.2.43cr.	<ul style="list-style-type: none"> Project has been completed since June' 2021.
TPC		Rs.5.40cr.														
Sanctioned	Loan	Rs.2.43cr.														
	Grant	Rs.2.43cr.														
Disbursed	Loan	Rs.2.43cr.														
	Grant	Rs.2.43cr.														
10.	Reclamation & Peripheral Development of 2 Water Bodies in Titilagarh Municipality	<table border="1"> <tr> <td colspan="2">TPC</td> <td>Rs.5.41cr.</td> </tr> <tr> <td rowspan="2">Sanctioned</td> <td>Loan</td> <td>Rs.2.44cr.</td> </tr> <tr> <td>Grant</td> <td>Rs.2.44cr.</td> </tr> <tr> <td rowspan="2">Disbursed</td> <td>Loan</td> <td>Rs.0.79cr.</td> </tr> <tr> <td>Grant</td> <td>Rs.0.79cr.</td> </tr> </table>	TPC		Rs.5.41cr.	Sanctioned	Loan	Rs.2.44cr.	Grant	Rs.2.44cr.	Disbursed	Loan	Rs.0.79cr.	Grant	Rs.0.79cr.	<ul style="list-style-type: none"> Work is under progress. Expected date of Completion- 31.12.2022.
TPC		Rs.5.41cr.														
Sanctioned	Loan	Rs.2.44cr.														
	Grant	Rs.2.44cr.														
Disbursed	Loan	Rs.0.79cr.														
	Grant	Rs.0.79cr.														
11.	Reclamation & Peripheral Development of 1 Water Body in Nayagarh NAC	<table border="1"> <tr> <td colspan="2">TPC</td> <td>Rs.3.57cr.</td> </tr> <tr> <td rowspan="2">Sanctioned</td> <td>Loan</td> <td>Rs.1.61cr.</td> </tr> <tr> <td>Grant</td> <td>Rs.1.61cr.</td> </tr> <tr> <td rowspan="2">Disbursed</td> <td>Loan</td> <td>Rs.1.61cr.</td> </tr> <tr> <td>Grant</td> <td>Rs.1.61cr.</td> </tr> </table>	TPC		Rs.3.57cr.	Sanctioned	Loan	Rs.1.61cr.	Grant	Rs.1.61cr.	Disbursed	Loan	Rs.1.61cr.	Grant	Rs.1.61cr.	<ul style="list-style-type: none"> Project has been completed since 31.12.2021.
TPC		Rs.3.57cr.														
Sanctioned	Loan	Rs.1.61cr.														
	Grant	Rs.1.61cr.														
Disbursed	Loan	Rs.1.61cr.														
	Grant	Rs.1.61cr.														



12.	Reclamation & Peripheral Development of 5 Water Bodies in Bargarh Municipality	<table border="1"> <tr> <td colspan="2">TPC</td> <td>Rs.11.40cr.</td> </tr> <tr> <td rowspan="2">Sanctioned</td> <td>Loan</td> <td>Rs.5.13cr.</td> </tr> <tr> <td>Grant</td> <td>Rs.5.13cr.</td> </tr> <tr> <td rowspan="2">Disbursed</td> <td>Loan</td> <td>Rs.0.63cr.</td> </tr> <tr> <td>Grant</td> <td>Rs.0.63cr.</td> </tr> </table>	TPC		Rs.11.40cr.	Sanctioned	Loan	Rs.5.13cr.	Grant	Rs.5.13cr.	Disbursed	Loan	Rs.0.63cr.	Grant	Rs.0.63cr.	<ul style="list-style-type: none"> • Work is under progress. • Expected date of Completion- 31.12.2022.
TPC		Rs.11.40cr.														
Sanctioned	Loan	Rs.5.13cr.														
	Grant	Rs.5.13cr.														
Disbursed	Loan	Rs.0.63cr.														
	Grant	Rs.0.63cr.														
13.	Reclamation & Peripheral Development of 1 Water Body in Kendrapara Municipality	<table border="1"> <tr> <td colspan="2">TPC</td> <td>Rs.2.80cr.</td> </tr> <tr> <td rowspan="2">Sanctioned</td> <td>Loan</td> <td>Rs.1.27cr.</td> </tr> <tr> <td>Grant</td> <td>Rs.1.25cr.</td> </tr> <tr> <td rowspan="2">Disbursed</td> <td>Loan</td> <td>Rs.0.28cr.</td> </tr> <tr> <td>Grant</td> <td>Rs.0.27cr.</td> </tr> </table>	TPC		Rs.2.80cr.	Sanctioned	Loan	Rs.1.27cr.	Grant	Rs.1.25cr.	Disbursed	Loan	Rs.0.28cr.	Grant	Rs.0.27cr.	<ul style="list-style-type: none"> • Work is under progress. • Expected date of Completion- 31.12.2022.
TPC		Rs.2.80cr.														
Sanctioned	Loan	Rs.1.27cr.														
	Grant	Rs.1.25cr.														
Disbursed	Loan	Rs.0.28cr.														
	Grant	Rs.0.27cr.														
14.	Reclamation & Peripheral Development of 1 Water Body in Berhampur Municipal Corporation (BeMC)(Phase-2)	<table border="1"> <tr> <td colspan="2">TPC</td> <td>Rs.4.47cr.</td> </tr> <tr> <td rowspan="2">Sanctioned</td> <td>Loan</td> <td>Rs.2.01cr.</td> </tr> <tr> <td>Grant</td> <td>Rs.2.01cr.</td> </tr> <tr> <td rowspan="2">Disbursed</td> <td>Loan</td> <td>Rs.1.79cr.</td> </tr> <tr> <td>Grant</td> <td>Rs.1.79cr.</td> </tr> </table>	TPC		Rs.4.47cr.	Sanctioned	Loan	Rs.2.01cr.	Grant	Rs.2.01cr.	Disbursed	Loan	Rs.1.79cr.	Grant	Rs.1.79cr.	<ul style="list-style-type: none"> • Project has since been completed.
TPC		Rs.4.47cr.														
Sanctioned	Loan	Rs.2.01cr.														
	Grant	Rs.2.01cr.														
Disbursed	Loan	Rs.1.79cr.														
	Grant	Rs.1.79cr.														
15.	Reclamation & Peripheral Development of 3 Water Bodies at Sambalpur Municipal Corporation (SMC)(Phase-2)	<table border="1"> <tr> <td colspan="2">TPC</td> <td>Rs.4.87cr.</td> </tr> <tr> <td rowspan="2">Sanctioned</td> <td>Loan</td> <td>Rs.2.19cr.</td> </tr> <tr> <td>Grant</td> <td>Rs.2.19cr.</td> </tr> <tr> <td rowspan="2">Disbursed</td> <td>Loan</td> <td>Rs.1.25cr.</td> </tr> <tr> <td>Grant</td> <td>Rs.1.25cr.</td> </tr> </table>	TPC		Rs.4.87cr.	Sanctioned	Loan	Rs.2.19cr.	Grant	Rs.2.19cr.	Disbursed	Loan	Rs.1.25cr.	Grant	Rs.1.25cr.	<ul style="list-style-type: none"> • Work is under progress. • Expected date of Completion- 31.12.2022.
TPC		Rs.4.87cr.														
Sanctioned	Loan	Rs.2.19cr.														
	Grant	Rs.2.19cr.														
Disbursed	Loan	Rs.1.25cr.														
	Grant	Rs.1.25cr.														
16.	Reclamation & Peripheral Development of Water Bodies at Jeypore	<table border="1"> <tr> <td colspan="2">TPC</td> <td>Rs.2.90cr.</td> </tr> <tr> <td rowspan="2">Sanctioned</td> <td>Loan</td> <td>Rs.1.31cr.</td> </tr> <tr> <td>Grant</td> <td>Rs.1.31cr.</td> </tr> <tr> <td rowspan="2">Disbursed</td> <td>Loan</td> <td>Rs.0.73cr.</td> </tr> <tr> <td>Grant</td> <td>Rs.0.74cr.</td> </tr> </table>	TPC		Rs.2.90cr.	Sanctioned	Loan	Rs.1.31cr.	Grant	Rs.1.31cr.	Disbursed	Loan	Rs.0.73cr.	Grant	Rs.0.74cr.	<ul style="list-style-type: none"> • Construction work is in progress. • Expected date of Completion- 31.12.2022.
TPC		Rs.2.90cr.														
Sanctioned	Loan	Rs.1.31cr.														
	Grant	Rs.1.31cr.														
Disbursed	Loan	Rs.0.73cr.														
	Grant	Rs.0.74cr.														
17.	Reclamation & Peripheral Development of Water Bodies at Phulbani	<table border="1"> <tr> <td colspan="2">TPC</td> <td>Rs.2.18cr.</td> </tr> <tr> <td rowspan="2">Sanctioned</td> <td>Loan</td> <td>Rs.0.98cr.</td> </tr> <tr> <td>Grant</td> <td>Rs.0.98cr.</td> </tr> <tr> <td rowspan="2">Disbursed</td> <td>Loan</td> <td>Rs.0.71cr.</td> </tr> <tr> <td>Grant</td> <td>Rs.0.72cr.</td> </tr> </table>	TPC		Rs.2.18cr.	Sanctioned	Loan	Rs.0.98cr.	Grant	Rs.0.98cr.	Disbursed	Loan	Rs.0.71cr.	Grant	Rs.0.72cr.	<ul style="list-style-type: none"> • Construction progress. • Expected date of Completion- 31.12.2022.
TPC		Rs.2.18cr.														
Sanctioned	Loan	Rs.0.98cr.														
	Grant	Rs.0.98cr.														
Disbursed	Loan	Rs.0.71cr.														
	Grant	Rs.0.72cr.														



18.	Reclamation & Peripheral Development of Water Bodies at Paralakhemundi	<table border="1"> <thead> <tr> <th colspan="2">TPC</th> <th>Rs.1.86cr.</th> </tr> </thead> <tbody> <tr> <td rowspan="2">Sanctioned</td> <td>Loan</td> <td>Rs.0.84cr.</td> </tr> <tr> <td>Grant</td> <td>Rs.0.84cr.</td> </tr> <tr> <td rowspan="2">Disbursed</td> <td>Loan</td> <td>Rs.0.83cr.</td> </tr> <tr> <td>Grant</td> <td>Rs.0.83cr.</td> </tr> </tbody> </table>	TPC		Rs.1.86cr.	Sanctioned	Loan	Rs.0.84cr.	Grant	Rs.0.84cr.	Disbursed	Loan	Rs.0.83cr.	Grant	Rs.0.83cr.	<ul style="list-style-type: none"> Construction work is in progress. Expected date of Completion- 31.12.2022.
TPC		Rs.1.86cr.														
Sanctioned	Loan	Rs.0.84cr.														
	Grant	Rs.0.84cr.														
Disbursed	Loan	Rs.0.83cr.														
	Grant	Rs.0.83cr.														
19.	Reclamation & Peripheral Development of 6 Water Bodies at Bhubaneswar, Phase-II.	<table border="1"> <thead> <tr> <th colspan="2">TPC</th> <th>Rs.13.81cr.</th> </tr> </thead> <tbody> <tr> <td rowspan="2">Sanctioned</td> <td>Loan</td> <td>Rs.6.21cr.</td> </tr> <tr> <td>Grant</td> <td>Rs.6.21cr.</td> </tr> <tr> <td rowspan="2">Disbursed</td> <td>Loan</td> <td>Rs.1.38cr.</td> </tr> <tr> <td>Grant</td> <td>Rs.1.38cr.</td> </tr> </tbody> </table>	TPC		Rs.13.81cr.	Sanctioned	Loan	Rs.6.21cr.	Grant	Rs.6.21cr.	Disbursed	Loan	Rs.1.38cr.	Grant	Rs.1.38cr.	<ul style="list-style-type: none"> Construction work is in progress. Expected date of Completion- 31.12.2022.
TPC		Rs.13.81cr.														
Sanctioned	Loan	Rs.6.21cr.														
	Grant	Rs.6.21cr.														
Disbursed	Loan	Rs.1.38cr.														
	Grant	Rs.1.38cr.														
20.	Reclamation & Peripheral Development of 7 Water Bodies at Baripada Municipality.	<table border="1"> <thead> <tr> <th colspan="2">TPC</th> <th>Rs.12.23cr.</th> </tr> </thead> <tbody> <tr> <td rowspan="2">Sanctioned</td> <td>Loan</td> <td>Rs.5.51cr.</td> </tr> <tr> <td>Grant</td> <td>Rs.5.51cr.</td> </tr> <tr> <td rowspan="2">Disbursed</td> <td>Loan</td> <td>Rs.1.22cr.</td> </tr> <tr> <td>Grant</td> <td>Rs.1.22cr.</td> </tr> </tbody> </table>	TPC		Rs.12.23cr.	Sanctioned	Loan	Rs.5.51cr.	Grant	Rs.5.51cr.	Disbursed	Loan	Rs.1.22cr.	Grant	Rs.1.22cr.	<ul style="list-style-type: none"> Construction work is in progress. Expected date of Completion- 31.12.2022.
TPC		Rs.12.23cr.														
Sanctioned	Loan	Rs.5.51cr.														
	Grant	Rs.5.51cr.														
Disbursed	Loan	Rs.1.22cr.														
	Grant	Rs.1.22cr.														
21.	Reclamation & Peripheral Development of 1 Water Body at Subarnpur Municipality.	<table border="1"> <thead> <tr> <th colspan="2">TPC</th> <th>Rs.3.08cr.</th> </tr> </thead> <tbody> <tr> <td rowspan="2">Sanctioned</td> <td>Loan</td> <td>Rs.1.39cr.</td> </tr> <tr> <td>Grant</td> <td>Rs.1.39cr.</td> </tr> <tr> <td rowspan="2">Disbursed</td> <td>Loan</td> <td>Rs.0.31cr.</td> </tr> <tr> <td>Grant</td> <td>Rs.0.31cr.</td> </tr> </tbody> </table>	TPC		Rs.3.08cr.	Sanctioned	Loan	Rs.1.39cr.	Grant	Rs.1.39cr.	Disbursed	Loan	Rs.0.31cr.	Grant	Rs.0.31cr.	<ul style="list-style-type: none"> Construction work is in progress. Expected date of Completion- 31.03.2023
TPC		Rs.3.08cr.														
Sanctioned	Loan	Rs.1.39cr.														
	Grant	Rs.1.39cr.														
Disbursed	Loan	Rs.0.31cr.														
	Grant	Rs.0.31cr.														
22.	Reclamation & Peripheral Development of 1 Water Body at Malkangiri Municipality.	<table border="1"> <thead> <tr> <th colspan="2">TPC</th> <th>Rs.1.52cr.</th> </tr> </thead> <tbody> <tr> <td rowspan="2">Sanctioned</td> <td>Loan</td> <td>Rs.0.68cr.</td> </tr> <tr> <td>Grant</td> <td>Rs.0.69cr.</td> </tr> <tr> <td rowspan="2">Disbursed</td> <td>Loan</td> <td>Rs.0.15cr.</td> </tr> <tr> <td>Grant</td> <td>Rs.0.15cr.</td> </tr> </tbody> </table>	TPC		Rs.1.52cr.	Sanctioned	Loan	Rs.0.68cr.	Grant	Rs.0.69cr.	Disbursed	Loan	Rs.0.15cr.	Grant	Rs.0.15cr.	<ul style="list-style-type: none"> Construction work is in progress. Expected date of Completion- 31.03.2023.
TPC		Rs.1.52cr.														
Sanctioned	Loan	Rs.0.68cr.														
	Grant	Rs.0.69cr.														
Disbursed	Loan	Rs.0.15cr.														
	Grant	Rs.0.15cr.														
Sector -Market D developmen t																
23.	Establishment of two Modern Hygienic Fish Markets at 2 locations in Sambalpur by Sambalpur Municipal Corporation (SMC)	<table border="1"> <thead> <tr> <th colspan="2">TPC</th> <th>Rs.7.33cr.</th> </tr> </thead> <tbody> <tr> <td rowspan="2">Sanctioned</td> <td>Loan</td> <td>Rs.3.30cr.</td> </tr> <tr> <td>Grant</td> <td>Rs.3.30cr.</td> </tr> <tr> <td rowspan="2">Disbursed</td> <td>Loan</td> <td>Rs.2.64cr.</td> </tr> <tr> <td>Grant</td> <td>Rs.2.64cr.</td> </tr> </tbody> </table>	TPC		Rs.7.33cr.	Sanctioned	Loan	Rs.3.30cr.	Grant	Rs.3.30cr.	Disbursed	Loan	Rs.2.64cr.	Grant	Rs.2.64cr.	<ul style="list-style-type: none"> Project completed. O & M Operator is yet to be appointed.
TPC		Rs.7.33cr.														
Sanctioned	Loan	Rs.3.30cr.														
	Grant	Rs.3.30cr.														
Disbursed	Loan	Rs.2.64cr.														
	Grant	Rs.2.64cr.														



24.	Establishment of two Modern Hygienic Fish Markets at 2 locations in Sambalpur by Sambalpur Municipal Corporation (SMC)	<table border="1"> <tr> <td colspan="2">TPC</td> <td>Rs.2.73cr.</td> </tr> <tr> <td rowspan="2">Sanctioned</td> <td>Loan</td> <td>Rs.0.96cr.</td> </tr> <tr> <td>Grant</td> <td>Rs.1.50cr.</td> </tr> <tr> <td rowspan="2">Disbursed</td> <td>Loan</td> <td>Rs.0.68cr.</td> </tr> <tr> <td>Grant</td> <td>Rs.0.87cr.</td> </tr> </table>	TPC		Rs.2.73cr.	Sanctioned	Loan	Rs.0.96cr.	Grant	Rs.1.50cr.	Disbursed	Loan	Rs.0.68cr.	Grant	Rs.0.87cr.	<ul style="list-style-type: none"> Project completed Shop Allotment is under process. ETP is under construction, Expected date of Completion Dec'2022.
TPC		Rs.2.73cr.														
Sanctioned	Loan	Rs.0.96cr.														
	Grant	Rs.1.50cr.														
Disbursed	Loan	Rs.0.68cr.														
	Grant	Rs.0.87cr.														
25.	Establishment of Modern Wet Market at Unit -IV, Bhubaneswar	<table border="1"> <tr> <td colspan="2">TPC</td> <td>Rs.2.11cr.</td> </tr> <tr> <td rowspan="2">Sanctioned</td> <td>Loan</td> <td>Rs.0.95cr.</td> </tr> <tr> <td>Grant</td> <td>Rs.0.95cr.</td> </tr> <tr> <td rowspan="2">Disbursed</td> <td>Loan</td> <td>Rs.0.95cr.</td> </tr> <tr> <td>Grant</td> <td>Rs.0.95cr.</td> </tr> </table>	TPC		Rs.2.11cr.	Sanctioned	Loan	Rs.0.95cr.	Grant	Rs.0.95cr.	Disbursed	Loan	Rs.0.95cr.	Grant	Rs.0.95cr.	<ul style="list-style-type: none"> Project completed Shop Allotment is under process.
TPC		Rs.2.11cr.														
Sanctioned	Loan	Rs.0.95cr.														
	Grant	Rs.0.95cr.														
Disbursed	Loan	Rs.0.95cr.														
	Grant	Rs.0.95cr.														
26.	Establishment of Modern Wet Market at Ghatikia, Bhubaneswar by Bhubaneswar Municipal Corporation(BMC)	<table border="1"> <tr> <td colspan="2">TPC</td> <td>Rs.1.67cr.</td> </tr> <tr> <td rowspan="2">Sanctioned</td> <td>Loan</td> <td>Rs.0.59cr.</td> </tr> <tr> <td>Grant</td> <td>Rs.0.75cr.</td> </tr> <tr> <td rowspan="2">Disbursed</td> <td>Loan</td> <td>Rs.0.59cr.</td> </tr> <tr> <td>Grant</td> <td>Rs.0.75cr.</td> </tr> </table>	TPC		Rs.1.67cr.	Sanctioned	Loan	Rs.0.59cr.	Grant	Rs.0.75cr.	Disbursed	Loan	Rs.0.59cr.	Grant	Rs.0.75cr.	<ul style="list-style-type: none"> Project completed Shop Allotment is under process.
TPC		Rs.1.67cr.														
Sanctioned	Loan	Rs.0.59cr.														
	Grant	Rs.0.75cr.														
Disbursed	Loan	Rs.0.59cr.														
	Grant	Rs.0.75cr.														
27.	Construction & Set-up of 56nos. of Vending Shops in front of Quarter VI/5 to Engineering School in Cuttack by Cuttack Municipal Corporation (CMC)	<table border="1"> <tr> <td colspan="2">TPC</td> <td>Rs.0.51cr.</td> </tr> <tr> <td rowspan="2">Sanctioned</td> <td>Loan</td> <td>Rs.0.15cr.</td> </tr> <tr> <td>Grant</td> <td>Rs.0.15cr.</td> </tr> <tr> <td rowspan="2">Disbursed</td> <td>Loan</td> <td>Rs.0.15cr.</td> </tr> <tr> <td>Grant</td> <td>Rs.0.15cr.</td> </tr> </table>	TPC		Rs.0.51cr.	Sanctioned	Loan	Rs.0.15cr.	Grant	Rs.0.15cr.	Disbursed	Loan	Rs.0.15cr.	Grant	Rs.0.15cr.	<ul style="list-style-type: none"> Project completed. 37 shops have been allotted out of 56. Case pending at Odisha High Court for allotment of rest of the shops.
TPC		Rs.0.51cr.														
Sanctioned	Loan	Rs.0.15cr.														
	Grant	Rs.0.15cr.														
Disbursed	Loan	Rs.0.15cr.														
	Grant	Rs.0.15cr.														
28.	Development of Inter State Bus Terminal (ISBT) at Baramunda, Bhubaneswar	<table border="1"> <tr> <td colspan="2">TPC</td> <td>Rs.174.34cr.</td> </tr> <tr> <td colspan="2">Sanctioned</td> <td>Rs.44cr.</td> </tr> <tr> <td>Disbursed</td> <td>Loan</td> <td>Rs.8.80cr.</td> </tr> </table>	TPC		Rs.174.34cr.	Sanctioned		Rs.44cr.	Disbursed	Loan	Rs.8.80cr.	<ul style="list-style-type: none"> Construction work is on full wing. Expected date of completion 31.03.2023 				
TPC		Rs.174.34cr.														
Sanctioned		Rs.44cr.														
Disbursed	Loan	Rs.8.80cr.														
Sector- SWM & Sanitation																
29.	Municipal Solid Waste Management Project at Berhampur by BeMC	<table border="1"> <tr> <td colspan="2">TPC</td> <td>Rs.44.44cr.</td> </tr> <tr> <td rowspan="2">Sanctioned</td> <td>Loan</td> <td>Rs.20cr.</td> </tr> <tr> <td>Grant</td> <td>Rs.20cr.</td> </tr> <tr> <td rowspan="2">Disbursed</td> <td>Loan</td> <td>Rs.20cr.</td> </tr> <tr> <td>Grant</td> <td>Rs.20cr.</td> </tr> </table>	TPC		Rs.44.44cr.	Sanctioned	Loan	Rs.20cr.	Grant	Rs.20cr.	Disbursed	Loan	Rs.20cr.	Grant	Rs.20cr.	<ul style="list-style-type: none"> Work is in Progress. Expected date of completion: 31.12.2022.
TPC		Rs.44.44cr.														
Sanctioned	Loan	Rs.20cr.														
	Grant	Rs.20cr.														
Disbursed	Loan	Rs.20cr.														
	Grant	Rs.20cr.														



30.	Toilet on Wheels Project in Bhubaneswar by BMC	TPC		Rs.0.56cr.	<ul style="list-style-type: none"> Disbursement started in2020-21. Project has been completed.
		Sanctioned	Loan	Rs.0.25cr.	
			Grant	Rs.0.25cr.	
		Disbursed	Loan	Rs.0.15cr.	
Grant	Rs.0.15cr.				
Sector- Energy Efficient Street Lighting					
31.	Green field LED Public Street Lighting Projects in 113 ULBs on PPP mode	TPC		Rs.227.30cr.	<ul style="list-style-type: none"> Cluster wise SIOM Agreement executed on 29.12.2018. Work is in process. 75% of LED Lamps installed Against targeted quantities. Asset Register submitted for 106 ULBs and ECC issued for 89 ULBs. Expected date of completion-31.12.2022.
		Sanctioned	Loan	Rs.39.68cr.	
			Grant	Rs.39.68cr.	
		Disbursed	Loan	Rs.39.68cr.	
Grant	Rs.39.68cr.				
32.	Energy Efficient Street Lighting Project (Phase-II) at Bhubaneswar	TPC		Rs.17.95cr.	<ul style="list-style-type: none"> Installation of Luminair-97% completed. Target 6,136 Installed-5984x Project is expected to be completed in Dec'2022.
		Sanctioned	Loan	Rs.7.84cr.	
			Grant	Rs.7.84cr.	
		Disbursed	Loan	Rs.5.86cr.	
Grant	Rs.5.87cr.				
33.	Energy Efficient Street Lighting Project at Cuttack	TPC		Rs.26.16cr.	<ul style="list-style-type: none"> Installation of Luminair-96% completed. Target 31,500 Installed-30,300 Project is expected to be completed in Dec'2022.
		Sanctioned	Loan	Rs.11.25cr.	
			Grant	Rs.11.25cr.	
		Disbursed	Loan	Rs.10.84cr.	
Grant	Rs.10.85cr.				
34.	Energy Efficient Street Lighting Project at Berhampur	TPC		Rs.11.06cr.	<ul style="list-style-type: none"> Installation of Luminair-95.83% completed. Target 12,000 Installed-11,500 Project is expected to be completed in Dec'2022.
		Sanctioned	Loan	Rs.4.70cr.	
			Grant	Rs.4.70cr.	
		Disbursed	Loan	Rs.4.33cr.	
Grant	Rs.4.33cr.				
35.	Energy Efficient Street Lighting Project at Sambalpur	TPC		Rs.13.38cr.	<ul style="list-style-type: none"> Installation of Luminair-89.47% completed. Target 19,000 Installed-17,000 Project is expected to be completed in Dec'2022.
		Sanctioned	Loan	Rs.5.85cr.	
			Grant	Rs.5.85cr.	
		Disbursed	Loan	Rs.5.84cr.	
Grant	Rs.5.84cr.				



36.	Energy Efficient Street Lighting Project at Rourkela	TPC		Rs.10.18cr.	<ul style="list-style-type: none"> • Installation of Luminair - 86% completed. • Target-13,778 • Installed-11,886 • Project is expected to be Completed in Dec'2022.
		Sanctioned	Loan	Rs.4.33cr.	
			Grant	Rs.4.33cr.	
		Disbursed	Loan	Rs.3.95cr.	
			Grant	Rs.3.96cr.	
Sector-Rehabilitation Project of Slums & Informal Settlements for EWS					
37.	Rehabilitation Project of Slums & Informal Settlements for EWS at Subudhipur, Bhubaneswar	TPC		Rs.22.40cr.	<ul style="list-style-type: none"> • Project has since been completed
		Sanctioned	Loan	Rs.10.08cr.	
			Grant	Rs.10.08cr.	
		Disbursed	Loan	Rs.6.16cr.	
			Grant	Rs.6.16cr.	
38.	Rehabilitation Project of Slums & Informal Settlements for EWS at Ghatikia (earlier - Satyanagar), Bhubaneswar	TPC		Rs.64.23cr.	<ul style="list-style-type: none"> • Construction work is in progress. • Expected date of Completion 31.12.2022.
		Sanctioned	Loan	Rs.28.90cr.	
			Grant	Rs.28.90cr.	
		Disbursed	Loan	Rs.6.43cr.	
			Grant	Rs.6.43cr.	
39.	Rehabilitation Project of Slums & Informal Settlements for EWS at Gadakana, Bhubaneswar	TPC		Rs.91.91cr.	<ul style="list-style-type: none"> • Construction work is in progress. • Expected date of Completion- 31.12.2022.
		Sanctioned	Loan	Rs.40.00cr.	
			Grant	Rs.40.00cr.	
		Disbursed	Loan	Rs.21.91cr.	
			Grant	Rs.21.91cr.	

Construction work in progress for ISBT, Bhubaneswar



CHAPTER-7

Project Development & Capacity Building Initiatives

During last Financial Years 2020-21 and 2021-22, the focus of OUIDF included the following:

- ☞ To broad base its activities across the State, covering all Urban Local Bodies by promoting Projects conforming to the plans and priorities of the Union as well as the State Govt., such as Retro-fitting and Greenfield Energy Efficient Public Street Lighting, Reclamation and Restoration of Water Bodies Bio-Mining of Legacy Waste etc.
- ☞ OUIDF has extended hand holding support to the ULBs for Project Development, Bid Process Management as well as for effective implementation of the Projects. Accordingly, it has appointed Consultants as well as Transaction Advisors for preparation of Detailed Project Reports, Bid Process Management and to extend Project Management / Consultancy Support.

The key achievements of OUIDF in this regard during FY 2020-21 and 2021-22 are given below:

7.1. Assistance in Bid Process Management & Project Monitoring

7.1.1. Project Monitoring Support

7.1.1.1. Energy Efficient Street Lighting Project (Retro-fitting) in 5 Municipal Corporations on PPP basis

M/s Price Water House Coopers Pvt. Ltd. have been appointed as Independent Engineer for the above Project being implemented in the 5 Municipal Corporations at Bhubaneswar, Cuttack, Berhampur, Sambalpur and Rourkela for a revised Total Project Cost of Rs. 75.61 crore. The Project is being monitored by OUIDF and Independent Engineer on regular basis. The following activities have been performed by OUIDF;

- ☞ Regular Monitoring of Projects through WhatsApp Groups, Field Visits and Review Meetings with ULBs.
- ☞ Flagging critical issues and bottlenecks hampering progress of Projects.
- ☞ Follow up on billing and payments to Contractors and reducing the time line for payment cycle.

7.1.1.2. Integrated Municipal Solid Waste Management Project, Berhampur

M/s InfraEn (India) Pvt. Ltd. was appointed as Independent Engineer for the 150 TPD MSW Project at Mahuda, Berhampur undertaken by Berhampur Municipal Corporation involving a Project Cost of Rs. 44.44 crore with Financial Assistance of OUIDF amounting to Rs. 40 crore. The Project is being monitored by OUIDF, Berhampur Municipal Corporation and Independent Engineer on regular basis.



7.1.1.3. Water Body Reclamation at Berhampur

M/s WAPCOS Ltd. was appointed as Construction Supervision Consultant for the Reclamation and Renovation activities for the Ramalingeshwar Tank Phase-I and Phase-II involving a Project Cost of Rs. 9.03 crore. The Projects are being monitored by OUIDF and Independent Engineer on regular basis.

7.1.1.4. Reclamation & Peripheral Development of Water Bodies across 27 ULBs

The Board of Trustee of OUIDF in the 12th Meeting advised OUIDF to take up about 100-125 Water Bodies spread across various ULBs in the State. The basic objective was to undertake Reclamation, Rejuvenation and Development of Water Body Projects especially in water scarce regions of Western Odisha as well as large ULBs and Municipal Corporation of the State.

Accordingly, a survey was conducted with the direction from H&UD Deptt. regarding available Water Bodies with Municipal Corporations, Municipalities and N.A.Cs and development need for the purpose.

The basic objectives were: The Water Body Projects act as source of drinking water, recharge ground water support bio-diversity and provide livelihood opportunities to a large number of people. Further, these Projects have important role in maintaining and restoring the ecological balance.

In order to achieve the goal of revival of Water Bodies, the following interventions have been proposed, depending on the purpose, ecological services, livelihood and socio-cultural practices. The approach will vary from one to another.

Proposed Interventions :-

- Dewatering / De-Weeding / De-Silting
- Strengthening of Embankments - Strengthening including Stone Packing, Construction of Retaining Wall & Toe Wall.
- Prevention of Discharge of Waste Water.
- Proper Outlet
- Periphery Development including Pathways / Landscaping / Benches & Lighting
- Community Toilets
- Provision for Bathing Ghats

In order to facilitate the process and to provide support for the ULBs, the identified Water Bodies (93 Nos.) in 27 ULBs have been divided into 4 Clusters and the following Consultants have been appointed to render Project Management Consultancy support to the ULBs.

↪ M/s Multi Mantech International Pvt. Ltd., Ahmedabad, Gujarat.

↪ M/s Planning Solutions, Vadodara, Gujarat.

↪ M/s WAPCOS Ltd., New Delhi.

As regards, Reclamation and Peripheral Development of Water Bodies, 27 ULBs evinced interest for preparation of DPR and Project Monitoring Support for the above purpose. The Projects are being monitored by OUIDF and our Consultants on regular basis.

7.2. Initiative for Reclamation of Water Bodies

Rapid urbanization and change of lifestyles require more public open spaces in cities to fulfill different socio, economic and environmental needs of city population. It is therefore necessitated to restore/ develop the degraded Water Bodies to facilitate their intended use as fresh water storage bodies and to improve health, hygiene, aesthetic and recreational value of the Water Bodies. In Odisha, especially western and southern part water scarcity of various localities in the Urban Areas and also the need arising out of recharges of the Water Bodies, H&UD Dept. has formulated a policy for development of these Water Bodies into a public space.

Focus is given to facilitate ground water discharge to overcome the problem of water scarcity & to prevent water pollution due to drain/waste water discharge into the Water Body. Currently, many Water Bodies are being taken up for the purpose of reclamation, renovation and peripheral development under the jurisdiction of ULBs with the financial assistance of OUIDF in shape of Loan and Grant as well as funding support of OMBADC.

Further, many a Water Bodies in the District Headquarters ULBs have not been taken up for various reasons which are of prime importance. It has therefore been decided that, at least one Water Body at each District Headquarter ULB will be taken up for development as Public Place Model Water Body with financial support of OUIDF/ State Government. The Model Water Body should have recreational facilities for use by public, with components like dewatering, desilting, embankment, strengthening along with peripheral development in the peripheral areas viz. walking track, street furniture, lighting, greenery, toilet complex etc. As of now Model Water Body Proposals have been received from most of the districts which are in different stages of approval.

7.3. Energy Efficient Street Lighting Project (Greenfield) in 114 ULBs on PPP mode

M/s Deloitte Touché Tohmatsu has been appointed as the Transaction Advisor for the Project involving a Project Cost of Rs. 264.52 crore and with Financial Assistance of OUIDF amounting to Rs. 79.36 crore.

- The role of the Transaction Advisor includes Technical Due Diligence, Tender Documentation, Bid Process Management and Transaction Implementation along with assistance during the

installation phase through Supervision, Project Monitoring and issuance of Certificate of Installation and Commissioning of Equipment for 114 ULBs of the State spread across the 5 Clusters.

- 40 MLD Sewerage Treatment Plant, Rourkela

The Project is further monitored on daily basis by the State Monitoring Cell (Smart LED) set up at OUIDF through the following activities:

- Daily monitoring of Progress through Cluster-specific WhatsApp Groups, Field Visits and Review
- Meetings with the ULBs and Implementing Agencies.
- Flagging critical issues and bottlenecks hampering the progress of the Project at concerned ULB and its resolution through interventions at appropriate levels.

7.4. Other Project Monitoring Activities

OUIDF assisted Sambalpur Municipal Corporation (SMC) in tendering, evaluation and award of



EWS Housing, Gadakana, Bhubaneswar



EWS Housing, Subudhipur, Bhubaneswar



40 MLD Sewerage Treatment Plant, Rourkela

CHAPTER-8

Loan Committee Meetings

The Board of Trustees of OUIDF had constituted a Loan Committee to examine various aspects of a Project Proposals and the findings of the Committee be placed before the Board at the time of approval of the Projects.

1.	Shri G Mathivathanan, IAS Principal Secretary, H & UD Deptt. & Trustee	Chairman
2.	Shri Rajib Sekhar Sahoo Chartered Accountant, Independent Trustee, OUIDF	Member
3.	Shri Sangramjit Nayak, IAS Secretary, OUIDF & Ex-Officio DMA & Addl. Secretary, H & UD Deptt.	Member

Loan Committee Meeting during the Year 2020-21

Sl.	Meeting	Date	Presided by	Purpose, Key decisions & Approval
1.	16 th Loan Committee	15.04.2021	Principal Secretary, H & UD Deptt.	Review of Proposals by Loan Committee: <ul style="list-style-type: none">▶ Recommended for approval of Loan & Grant of Rs. 138.71 lakh each in favour of Subarnapur Municipality for Reclamation & Improvement of Paninagar Water Body under Subarnapur Municipality with the loan to be repaid over a period of 10years including a moratorium of 2 years and carrying a fixed interest rate of 5% with a rebate of 1% p.a. on timely payment of Instalments and Interest.▶ Recommended for sanction of Loan & Grant of Rs. 69.98 lakh each in favour of Pattamundai Municipality for Reclamation & Improvement of Kacheri Pokhari Water Body under Pattamundai Municipality with the loan to be repaid over a period of 10years including a moratorium of 2 years and carrying a fixed interest rate of 5% with a rebate of 1% p.a. on timely payment of Installments and Interest.▶ Recommended for sanction of Loan & Grant of Rs. 130.95lakh each in favour of Digapahandi NAC for Reclamation & Improvement of Beda Bandha Water Body under Digapahandi Municipality with the Loan to be repaid over a period of 10years including a moratorium of 2 years and carrying a fixed interest rate of 5% with a rebate of 1% p.a. on timely payment of Installments and Interest.



Loan Committee Meeting during the Year 2021-22

S/N	Name of the Participants	Designation
1.	Shri G. Mathivathanan, IAS	Chairman
2.	Shri Vishal Kumar Dev, IAS	Member
3.	Shri Sangramjit Nayak, IAS	Member
4.	Shri Sarada Prasad Panda, OAS	Member Convenor

Sl.	Meeting	Date	Presided by	Purpose, Key decisions & Approval
1.	17 th Loan Committee	08.12.21	Principal Secretary, H & UD Deptt.	<p>Review of Proposals by Loan Committee: Recommended for approval of Loan & Grant of Rs. 321.63 lakh each in favour of Cuttack, Berhampur, Sambalpur & Rourkela Municipal Corporations for Odisha LED Street Lighting Project in PPP Mode with the loan to be repaid over a period of 7 years including a moratorium of 1 years and carrying a fixed interest rate of 9.5% with a rebate of 1% p.a. on timely payment of Installments and Interest.</p>
2.	18 th Loan Committee	14.02.22	Principal Secretary, H & UD Deptt.	<p>Review of Proposals by Loan Committee: Recommended for approval of Loan & Grant of Rs. 44.00 cr. each in favour of Bhubaneswar Municipal Corporation for Bio-Mining Facility of Legacy Waste at Bhuasuni Dump Yard, Bhubaneswar with the loan to be repaid over a period of 14 years including a moratorium of 2 years and carrying a fixed interest rate of 9.5% with a rebate of 1% p.a. on timely payment of Installments and Interest.</p>



CHAPTER-9

KfW Mission

In view of Pandemic Covid-19 situation prevailing all over the World, it was practically impossible for the KfW Team to visit Odisha and have an overview of the Sustainable Infrastructure Development Programme implemented by OUIDF. Usually, the KfW Mission visits twice a year to review the progress and achievement of the Projects taken up with KfW Assistance.

Hence, a Virtual Meeting was held on dated: 09.02.2021 under the Chairmanship of the Secretary, OUIDF & DMA & Additional Secretary to Govt., H&UD Deptt. The following Members attended the Virtual Meeting:

1. Mr. Rainer Sunnen, Principal Portfolio Manager, KfW, Germany
2. Mr. Kiran Avadhanula, Senior Sector Specialist, KfW Office, New Delhi
3. Joint Secretary, OUIDF & Joint Secretary, H & UD Deptt.
4. F.A - cum - Administrative Officer, OUIDF

9.1. Minutes of the Virtual Meeting dated: 09.02.2021

For the Loan	OUIDF Response
<ul style="list-style-type: none">• OUIDF is confident, that until the end of 2021 Rs.240 cr. can be disbursed. Construction work has resumed at full speed on all sub-projects.	(a) As on 31.03.2021 a sum of Rs.169cr. has been disbursed under 2 nd LoC.
<ul style="list-style-type: none">• Due to the impact of COVID-19 on the financial situation of the ULBs it may be difficult for them to seek new loans.	(b) Proposal for Housing Projects under 2 nd LoC submitted to KfW. KfW has agreed to consider on case to case basis.
<ul style="list-style-type: none">• The full utilization of the financing means is currently at risk. May be new sectors (such as Housing Projects, New Urban Flagship Programs) can be explored.	
For the Grant /PDF	OUIDF Response
<ul style="list-style-type: none">• Response on letter sent on 28.02.2020 missing.	Complied with
<ul style="list-style-type: none">• Has OUIDF's own contribution of 500,000 EUR per Grant been Allocated and utilized ?	Yes

For the Grant /PDF	OUIDF Response
<ul style="list-style-type: none"> Estimation of costs for Consultant M/s Darashaw + sending Soft Copies of all Contracts and amendments to KfW + Explanation of“ Additional dedicated Resource Personnel” and related Contractual letters. 	Submitted to KfW
<ul style="list-style-type: none"> Business Plan: OUIDF will ask Deloitte to prepare the final draft report as soon as possible and OUIDF will submit the report to KfW. 	Under process
<ul style="list-style-type: none"> OUIDF has sent the review on Procurement and Governance on February 8th. KfW will assess and comment it as soon as possible. 	KfW observations on Procurement and Governance have been complied with.
<ul style="list-style-type: none"> OUIDF through Darashaw will start a Virtual Training Programme for the ULBs on Environmental and Social Issues according the ECSMF on short notice. 	Being arranged shortly in collaboration with IIT Bhubaneswar.
<ul style="list-style-type: none"> OUIDF is aware that the channeling letter for the second grant is still missing. 	Complied with.
<ul style="list-style-type: none"> OUIDF will send KfW the Original Audit Report 	Complied with.



Solid Waste Management at Berhampur

CHAPTER-10

Atal Mission for Rejuvenation and Urban Transformation (AMRUT)

Atal Mission for Rejuvenation and Urban Transformation (AMRUT) Programme is a Centrally Sponsored Scheme launched by the Ministry of Urban Development (MoUD), Govt. of India on 25.06.2015. This programme is under implementation over a period of 5 years i.e. from 2015-16 to 2019-20. So far Odisha is concerned, the following 9(nine) Cities / Towns having more than 1.00 lakh (one lakh) population are covered under AMRUT Scheme:

1.	Bhubaneswar Municipal Corporation	6.	Puri Municipality
2.	Cuttack Municipal Corporation	7.	Balasore Municipality
3.	Berhampur Municipal Corporation	8.	Bhadrak Municipality
4.	Sambalpur Municipal Corporation	9.	Baripada Municipality
5.	Rourkela Municipal Corporation		

AMRUT Mission Statement & Guidelines provide for creation of a Financial Intermediary in order to pool funds from all sources and release funds to ULBs in time. Such intermediaries will also be able to access external sources of finance, such as debt and bonds, which small and financially distressed ULBS are unable to access. Accordingly, it has been decided that OUIDF will act as Financial Intermediary for implementation of AMRUT Scheme in Odisha in order to pool funds from all sources and release the same to the Executing Agencies / ULBs in time.

Hence, OUIDF as Financial Intermediary, is maintaining the AMRUT Account of the State Mission Director. The Executing Agencies are given Limits under PFMS Portal every month and have access to the Mission Director's Account as per the Allocated Limits. All the Books of Accounts, Records, Vouchers, etc. are maintained at OUIDF Office. As of now 191 Nos. of AMRUT Projects have been implemented in the State which are in various stages, with a total disbursement of Rs. 1607.64 Crs. up to 31st March' 2022 with completion of 177 Projects.

CHAPTER-11

Audit Report

11.1. Audit Report - OUIDF - 2020 - 21



ARORA & CHOUDHARY ASSOCIATES
CHARTERED ACCOUNTANTS

Plot No. A/83, Behind Rajdhani Gas, Nayapalli
Bhubaneswar - 751 012, Ph. : 2561770 (O)
2563070(R), Mobile : 94370 63281
E-mail : mohapatra.sangram@rediffmail.com

AUDITOR'S REPORT

We have examined the Balance Sheet of **M/S ODISHA URBAN INFRASTRUCTURE DEVELOPMENT FUND**, as at 31.03.2021 and Income & Expenditure Account for the period ending on that date which are in agreement with the Books of Accounts maintained by the Trust.

We have obtained all the information and explanations which to the best of our knowledge and belief were necessary for the purposes of the Audit. In our opinion, proper Books of Accounts have been kept by the Head Office and the Branches of the above Trust visited by us so far as appears from our examination of the Books and proper Returns adequate for the purpose of Audit have been received from Branches not visited by us, subject to the comments given below :

Further, we have to certify that:

- (a) The Payments have been made in accordance with the conditions of the relevant (Loan/Financing) Agreement(s) and the corresponding Separate Agreement.
- (b) The Accounting Documents have been maintained in accordance with the provisions of the (Loan/Financing) Agreement and Separate Agreement.
- (c) Expenditures are supported by relevant and reliable evidences. All supporting documents and records with respect to the Statements of Expenditure submitted as the basis for Withdrawal Application have been made available.
- (d) Goods and Services financed have been procured in accordance with the relevant (Loan/Financing) Agreement and Separate Agreement.

The Receipts and Disbursements for the period 01.04.2020 to 31.03.2021 is given in the Schedule. In our opinion and to the best of our information and according to explanation given to us, the said Accounts give a true and fair view –

- (i) In the case of the Balance Sheet of the State of Affairs of the above-named Trust as at 31.03.2021 and
- (ii) In the case of the Income & Expenditure Account excess of Expenditure over Income during period ending on 31.03.2021.

Bhubaneswar
Dt: 7 SEP 2021

For M/s Arora & Choudhary
Associates
Chartered Accountants

(S. S. Mahapatra)
Partner

Membership No. 057089

UDIN- 21057089AARACG 9963



ODISHA URBAN INFRASTRUCTURE DEVELOPMENT FUND (OUIDF)
BALANCE SHEET AS AT 31.03.2021

<u>SOURCES</u>	<u>31.03.2021 (₹)</u>		<u>31.03.2020 (₹)</u>	
Reserve Surplus				
Opening Balance	(37,64,17,000.00)		(23,33,22,307.45)	
Less: Excess of Expenditure over Income	14,61,05,829.00		14,06,90,684.55	
Less: Adjustment	-	(52,25,22,829.00)	24,04,008.00	(37,64,17,000.00)
Loan Fund				
Opening Balance	6,69,00,00,000.00		5,49,00,00,000.00	
Add: Addition During the Year	-	6,69,00,00,000.00	1,20,00,00,000.00	6,69,00,00,000.00
Provision				
(i) Duties & Taxes	200.00	200.00	-	-
(ii) Provision of Interest on Loan				
Opening Balance	1,32,36,34,664.00		94,52,01,788.00	
Add: Addition During the Year	42,81,60,000.00	1,75,17,94,664.00	37,84,32,876.00	1,32,36,34,664.00
Earnest Money Deposit				
Opening Balance	10,000.00		10,000.00	
Add: Receive During the Year	12,000.00		35,00,000.00	
Less: Paid during the Year	8,000.00	14,000.00	35,00,000.00	10,000.00
		<u>7,91,92,86,035.00</u>		<u>7,63,72,27,664.00</u>

Bhubaneswar
Dt: 7 SEP 2021

(R.C.Kar)
F.A-cum-Admin Officer, OUIDF

**Financial Adviser-cum-
Administrative Officer OUIDF**


(Sangramjit Nayak)
Secretary, OUIDF & DMA & Addl.
Secretary, H&UDD
Secretary, OUIDF &
DMA & Ex-Officio Additional Secretary,
Housing & Urban Development Department

For Arora & Choudhary Associates

Chartered Accountants

(CA S.S. Mohapatra) Partner
No. 057089)

UDIN- 21057089AAAAC99963



ODISHA URBAN INFRASTRUCTURE DEVELOPMENT FUND (OUIDF)
BALANCE SHEET AS AT 31.03.2021

APPLICATIONS	31.03.2021 (₹)		31.03.2020 (₹)	
Fixed Assets				
i. Interior Furnishing				
Opening Balance	-		58,21,228.00	
Less: Depreciation (10%)	-		4,36,592.00	
Less: Transferred to OUHM	-		53,84,636.00	
ii. Office Equipment				
Opening Balance	35,105.00		39,006.00	
Less: Depreciation (10%)	3,510.00	31,595.00	3,901.00	35,105.00
iii. Computer				
Opening Balance	2,98,232.00		4,97,053.00	
Add: Addition During the Year	1,71,730.00		-	
Less: Buy back	-		-	
Less: Depreciation (40%)	1,53,639.00	3,16,323.00	1,98,821.00	2,98,232.00
iv. Furniture & Fixture				
Transferred Asset taken into account	70,824.00		-	
Add: Addition During the Year	-		76,567.00	
Less: Depreciation (10%)	7,082.00		5,743.00	
Less: Transferred to SUDA	-	63,742.00	70,824.00	
Loans & Advances				
i. Loan Fund				
Opening Balance	2,36,49,43,306.00		1,98,65,64,848.00	
Add: Paid During the Year	23,81,54,900.00		82,34,12,224.00	
Less: Refunded During the Year	47,13,01,331.00	2,13,17,96,875.00	44,50,33,766.00	2,36,49,43,306.00
ii. Grant Fund				
Opening Balance	2,45,41,42,778.00		1,30,53,61,828.00	
Add: Paid During the Year	15,01,54,900.00		1,14,27,36,224.00	
Less: Refunded During the Year	15,00,00,000.00	2,45,42,97,678.00	(60,44,726.00)	2,45,41,42,778.00
Current Assets				
(i) Security Deposit (For Office Space)				
	4,00,000.00	4,00,000.00	4,00,000.00	4,00,000.00
(ii) Interest Receivable on Loan				
Opening Balance	3,58,24,242.00		3,30,80,216.00	
Add: Addition During the Year	2,94,59,375.00		3,58,24,242.00	
Less: Received During the Year	3,58,24,242.00	2,94,59,375.00	3,30,80,216.00	3,58,24,242.00
(iii) Interest Receivable on Deposit				
Opening Balance	1,25,44,702.00		12,07,73,054.00	
Add: Addition During the Year	2,85,95,200.00		1,25,44,702.00	
Less: Received/Adjusted During the Year	1,25,44,702.00	2,85,95,200.00	12,07,73,054.00	1,25,44,702.00
(iv) Receivable from OUHM for interior Decoration				
	53,84,636.00	53,84,636.00	53,84,636.00	53,84,636.00
(v) Receivable from SUDA for Furniture & Fixture				
	-	-	70,824.00	70,824.00
(vi) Receivable from Staff				
	200.00	200.00	-	-
(vii) Tax Deducted at Source				
	92,23,783.00	92,23,783.00	1,03,37,388.00	1,03,37,388.00
(viii) Cash & Bank Balances				
Cash-at-Bank		3,25,97,08,662.00		2,75,32,30,173.00
Cash-in-Hand		7,966.00		16,278.00
		7,91,92,86,035.00		7,63,72,27,664.00

Bhubaneswar
Dt: 7 SEP 2021

(R.C.Kar)

F.A-cum-Admin Officer, OUIDF
Financial Adviser-cum-
Administrative Officer OUIDF

(Sangramjit Nayak)

Secretary, OUIDF & DMA & Addl.
Secretary, H&UDD
Secretary, OUIDF &
DMA & Ex-Officio Additional Secretary,
Housing & Urban Development Department

For Arora & Choudhary Associates

Chartered Accountants

(CA S.S. Mohapatra) Partner (Membership
No. 057089)

UDIN- 21057089AAAACG9963



ODISHA URBAN INFRASTRUCTURE DEVELOPMENT FUND (OUIDF)
RECEIPT & PAYMENT ACCOUNT FOR THE YEAR ENDED ON 31.03.2021

RECEIPT	31.03.2021 (₹)	31.03.2020 (₹)
Opening Balance		
MOD with SBI	-	-
Cash at Bank	2,75,32,30,173.00	2,74,36,45,857.55
Cash in Hand	16,278.00	13,206.00
Computer	-	-
KFW Assistance received through Govt. of Odisha	-	1,20,00,00,000.00
Interest Received on Deposits	14,67,76,416.00	9,41,60,506.00
Interest Receivable on Deposits	-	12,07,73,054.00
Interest received on Loan Account	16,69,28,938.00	13,59,30,857.00
Interest Receivable on Loan Account	-	3,30,80,216.00
Repayment of Loan	47,13,01,331.00	42,63,33,766.00
Grant Fund	15,00,00,000.00	1,26,55,274.00
Miscellaneous Income	-	595.00
Interest received on TDS	2,29,639.00	-
TDS (IT)	35,11,561.00	-
Earnest Money	12,000.00	35,00,000.00
	3,69,20,06,336.00	4,77,00,93,331.55
PAYMENT	31.03.2021 (₹)	31.03.2020 (₹)
Grant Fund	15,01,54,900.00	1,14,27,36,224.00
Loan Fund	23,81,54,900.00	82,34,12,224.00
Project Development Expenses	3,79,99,122.00	3,57,70,680.00
Salary & Wages	6,60,000.00	12,17,333.00
Rent & Taxes	11,69,648.00	-
Operation & Maintenance	-	1,85,291.00
AC Operation & Maintenance	-	4,92,006.00
Electricity Charges	2,11,521.00	1,61,176.00
Telephone / Fax / Internet & Website Expenses	1,06,084.00	1,16,460.00
Earnest Money	8,000.00	35,00,000.00
Postage Charges	21,289.00	13,536.00
Service Charges	5,30,271.00	6,37,628.00
Printing & Stationary	96,752.00	1,86,018.00
Travelling / Conveyance & Hiring Vehicle Charges	98,119.00	4,24,663.00
Board Meeting Expenses	-	9,096.55
Other Meeting Expenses	-	7,424.00
Website Expenses	-	21,240.00
Newspaper & Periodicals	2,747.00	6,996.00
Audit Fees	41,300.00	53,100.00
Miscellaneous Expenses	1,54,747.00	2,20,422.00
Tax Deducted at Source	23,97,956.00	46,44,204.00
Repair & Maintenance	2,54,622.00	5,50,584.00
Bank Charges	-	-
Computer	1,71,730.00	-
Furniture & Fixture	-	76,567.00
TDS Payable	-	-
Legal Expenses	56,000.00	-
Reserve & Surplus	-	24,04,008.00
Closing Balance		
Cash - at - Bank	3,25,97,08,662.00	2,75,32,30,173.00
Cash - in - Hand	7,966.00	16,278.00
	3,69,20,06,336.00	4,77,00,93,331.55

Bhubaneswar

Dt: 7 SEP 2021

(R.C.Kar)

F.A-cum-Admin Officer, OUIDF
**Financial Adviser-cum-
Administrative Officer OUIDF**

(Sangramjit Nayak)

Secretary, OUIDF & DMA & Addl.
Secretary, H&UDD
DMA & Ex-Officio Additional Secretary,
Housing & Urban Development Department

For Arora & Choudhary Associates
Chartered Accountants
(CA S.S. Mohapatra)
Partner (Membership No. 051889)
UDIN- 21057089 AAAACG9963



ODISHA URBAN INFRASTRUCTURE DEVELOPMENT FUND (OUIDF)
INCOME & EXPENDITURE ACCOUNT FOR THE YEAR ENDED ON 31.03.2021

INCOME	31.03.2021 (₹)	31.03.2020 (₹)
Interest received on Deposits	16,28,26,914.00	10,67,05,208.00
Interest received on Loan Account	16,05,64,071.00	17,17,55,099.00
Misscellaneous Income	-	595.00
Interest received on TDS	2,29,639.00	-
Excess of Expenditure over Income	14,61,05,829.00	14,06,90,684.55
	46,97,26,453.00	41,91,51,586.55

EXPENDITURE	31.03.2021 (₹)	31.03.2020 (₹)
Project Development Expenses	3,79,99,122.00	3,57,70,680.00
Salary & Wages	6,60,000.00	12,17,333.00
Rent & Taxes	11,69,648.00	-
Operation & Maintenance	-	1,85,291.00
AC Operation & Maintenance	-	4,92,006.00
Electricity Charges	2,11,521.00	1,61,176.00
Telephone / Fax / Internet & Website Expenses	1,06,084.00	1,16,460.00
Postage Charges	21,289.00	13,536.00
Service Charges	5,30,271.00	6,37,628.00
Printing & Stationary	96,752.00	1,86,018.00
Travelling / Conveyance & Hiring Vehicle Charges	98,119.00	4,24,663.00
Board Meeting Expenses	-	9,096.55
Other Meeting Expenses	-	7,424.00
Website Expenses	-	21,240.00
Newspaper & Periodicals	2,747.00	6,996.00
Audit Fees	41,300.00	53,100.00
Misscellaneous Expenses	1,54,747.00	2,20,422.00
Repair & Maintenance	2,54,622.00	5,50,584.00
Legal Expenses	56,000.00	-
Interest on Loan	42,81,60,000.00	37,84,32,876.00
Depreciation	1,64,231.00	6,45,057.00
	46,97,26,453.00	41,91,51,586.55

Bhubaneswar

Dt: 7 SEP 2021

(R.C.Kar) 
F.A-cum-Admin Officer, OUIDF
Financial Adviser-cum-
Administrative Officer OUIDF


(Sangramjit Nayak)
Secretary, OUIDF & DMA
& Addl. Secretary,
H&UDD
Secretary, OUIDF &
DMA & Ex-Officio Additional Secretary,
Housing & Urban Development Department

For Arora & Choudhary
Associates
Chartered Accountants


(CA S.S. Mohapatra) Partner
(Membership No. 057089)
UDIN- 21057089 AAAACG 9963




11.2. Audit Report–AMRUT-2020-21

AUDITOR'S REPORT

We have examined the Balance Sheet of **M/S ODISHA URBAN INFRASTRUCTURE DEVELOPMENT FUND (AMRUT)**, as at 31.03.2021 and Income & Expenditure Account for the year ended on that date which are in agreement with the Books of Accounts maintained by the Trusts.

We have obtained all the information and explanations which to the best of our knowledge and belief were necessary for the purposes of the Audit. In our opinion, proper Books of Accounts have been kept by the Head Office and the Branches of the above Trust visited by us so far as appears from our examination of the Books and proper Returns adequate for the purpose of Audit have been received from Branches not visited by us, subject to the comments given below :

In our opinion and to the best of our information and according to explanation given to us, the said Accounts give a true and fair view -

- (j) In the case of the Balance Sheet of the State of Affairs of the above-named Trust as at 31.03.2021 and
- (ii) In the case of the Income & Expenditure Account excess of Income over Expenditure during period ending on 31.03.2021.

Bhubaneswar
Dt: 7..SEP..2021

For M/s Arora & Choudhary
Associates
Chartered Accountants


(S. S. Mahapatra)
Partner

Membership No. 057089

UDIN-21057089AAACh9963



ODISHA URBAN INFRASTRUCTURE DEVELOPMENT FUND (UIDF)

A M R U T

BALANCE SHEET AS AT 31.03.2021

SOURCES	31.03.2021 (₹)		31.03.2020 (₹)	
Corpus Fund				
Project Fund (From Govt. of India & Govt. of Odisha)				
Opening Balance	2,48,35,27,060.34		(1,50,66,697.62)	
Add: Receive During the Year	-		6,25,66,62,450.00	
Less: Paid during the Year	1,95,33,75,624.88	53,01,51,435.46	3,75,80,68,692.04	2,48,35,27,060.34
A & O.E.				
Opening Balance	19,96,13,837.00		10,83,68,884.00	
Add: Receive During the Year	26,16,00,000.00		31,80,00,000.00	
Less: Paid during the Year	4,83,68,640.60	41,28,45,196.40	22,67,55,047.00	19,96,13,837.00
LAP & TPS Grant from BDA	-	-	40,00,000.00	40,00,000.00
Reform Incentive				
Opening Balance	45,04,87,550.00		28,70,87,550.00	
Add: Receive During the Year	-		16,34,00,000.00	
Less: Paid during the Year	-	45,04,87,550.00	-	45,04,87,550.00
Reserve Surplus				
Opening Balance	43,98,31,364.87		29,18,82,300.62	
Add: Excess of Income over Expenditure	8,72,32,597.00	52,70,63,961.87	14,79,49,064.25	43,98,31,364.87
		1,92,05,48,143.73		3,57,74,59,812.21
APPLICATIONS				
	31.03.2021 (₹)		31.03.2020 (₹)	
Fixed Assets				
i. Computer				
Opening Balance	1,03,721.00		1,45,068.00	
Add: Addition During the Year	-		20,850.00	
Less: Depreciation	41,488.00	62,233.00	62,197.00	1,03,721.00
Current Assets				
Interest Receivable on Deposit				
Opening Balance	1,14,48,025.00		-	
Add: Addition During the Year	16,06,822.00		1,14,48,025.00	
Less: Received During the Year	1,14,48,025.00	16,06,822.00	-	1,14,48,025.00
Cash-at-Bank	1,91,88,79,088.73	1,91,88,79,088.73	3,56,59,08,066.21	3,56,59,08,066.21
		1,92,05,48,143.73		3,57,74,59,812.21

Bhubaneswar

Dt: 7 SEP 2021

(R.C.Kar)

F.A-cum-Admin Officer, UIDF

Financial Adviser-cum-Administrative Officer UIDF

(Sangramjit Nayak)

Secretary, UIDF & DMA & Addl. Secretary, H&UDD

Secretary, UIDF & DMA & Ex-Officio Additional Secretary, Housing & Urban Development Department

For Arora & Co. Chartered Accountants

Chartered Accountants Bhubaneswar

(CA S. S. Mohapatra Partner)

(Membership No. 057089)
UDIN- 21057089AAAAC496



ODISHA URBAN INFRASTRUCTURE DEVELOPMENT FUND (UIDF)
A M R U T
RECEIPT & PAYMENT ACCOUNT FOR THE YEAR ENDED ON 31.03.2021

RECEIPT	31.03.2021 (₹)	31.03.2020 (₹)
Opening Balance		
Cash - at - Bank	3,56,59,08,066.21	67,21,26,969.00
Grant-in-Aid (Project Fund)	-	6,25,66,62,450.00
Grant-in-Aid (Reform Incentive)	-	16,34,00,000.00
Grant-in-Aid (A & OE Expenses)	26,16,00,000.00	31,80,00,000.00
Grant-in-Aid (LAP & TPS)	-	40,00,000.00
Interest Received on Deposits	9,71,15,288.00	13,65,45,713.00
Bank Charges	-	17,523.25
	3,92,46,23,354.21	7,55,07,52,655.25
PAYMENT	31.03.2021 (₹)	31.03.2020 (₹)
Project Development Expenses		
Project Development Fund		
i. P.H Division	1,89,45,55,294.00	3,61,42,20,889.00
ii. Municipalities / ULBS	5,50,20,050.00	10,30,58,903.00
iii. Sewerage	-	92,65,588.00
iv. Septage	38,00,280.88	3,15,23,312.04
Bank Charges	-	-
LAP & TPS Grant from BDA	40,00,000.00	-
Reform & Implementation	20,000.00	-
Administration & Other Expenses (A & OE)	10,31,350.00	-
Computer	-	20,850.00
City Mission Management Unit (CMMU) Expenses	37,42,898.00	1,55,33,025.00
PDMC Charges	4,35,58,734.00	21,12,22,022.00
Bank Charges	15,658.60	-
Closing Balance		
Cash - at - Bank	1,91,88,79,088.73	3,56,59,08,066.21
	3,92,46,23,354.21	7,55,07,52,655.25

Bhubaneswar

Dt: 7 SEP 2021

R.C.Kar

F.A-cum-Admin Officer, OUIDF

**Financial Adviser-cum-
Administrative Officer OUIDF**

(Sangramjit Nayak)

Secretary, OUIDF & DMA &

Addl. Secretary, H&UDD

Secretary, OUIDF &

DMA & Ex-Officio Additional Secretary,
Housing & Urban Development Department

For Arora & Choudhary
Associates

Chartered Accountants

(CA S.S./Mohapatra) Partner

Membership No. 057089

UDIN-21057089AAAA49963



**ODISHA URBAN INFRASTRUCTURE DEVELOPMENT FUND (UIDF)
A M R U T
INCOME & EXPENDITURE ACCOUNT FOR THE YEAR ENDED ON 31.03.2021**

INCOME	31.03.2021 (₹)	31.03.2020 (₹)
Interest received on Deposits	8,72,74,085.00	14,79,93,738.00
Grant-in-Aid from Govt. of Odisha & Govt. of India		
a) Project Fund	1,95,33,75,624.88	3,75,80,68,692.04
b) Administrative & Office Expenses		
i. A & O.E	4,83,68,640.60	22,67,55,047.00
Bank Charges	-	17,523.25
	2,08,90,18,350.48	4,13,28,35,000.29

EXPENDITURE	31.03.2021 (₹)	31.03.2020 (₹)
Project Fund		
i. PH Division	1,89,45,55,294.00	3,61,42,20,889.00
ii. Sewerage Division	-	92,65,588.00
iii. Municipalities / ULBS	5,50,20,050.00	10,30,58,903.00
iv. Septage	38,00,280.88	3,15,23,312.04
PDMC Charges	4,35,58,734.00	21,12,22,022.00
City Mission Management Unit (CMMU) Expenses	37,42,898.00	1,55,33,025.00
Reform & Implementation	20,000.00	-
Administration & Other Expenses (A & OE)	10,31,350.00	-
Bank Charges	15,658.60	-
Depreciation	41,488.00	62,197.00
Excess of Income over Expenditure	8,72,32,597.00	14,79,49,064.25
	2,08,90,18,350.48	4,13,28,35,000.29

Bhubaneswar

Dt: 7 SEP 2021

(R.C.Kar)

F.A-cum-Admin Officer, UIDF

Financial Adviser-cum-
Administrative Officer UIDF

(Sangramjit Nayak)

Secretary, UIDF & DMA &

Add. Secretary, H&UDD

Secretary, UIDF &

DMA & Ex-Officio Additional Secretary,
Housing & Urban Development Department

For Arora & Choudhary Associates

Chartered Accountants

(CA S.S. Mohapatra) Partner

Membership No. 057089

UDIN- 21057089AAAAAC9963



11.3. Consolidated Audit Report of OUIDF & AMRUT-2020-21



ARORA & CHOUDHARY ASSOCIATES
CHARTERED ACCOUNTANTS

Plot No. A/83, Behind Rajdhani Gas, Nayapalli
Bhubaneswar - 751 012, Ph. : 2561770 (O)
2563070(R), Mobile : 94370 63281
E-mail : mohapatra.sangram@rediffmail.com

AUDITOR'S REPORT

We have examined the Balance Sheet of **M/S ODISHA URBAN INFRASTRUCTURE DEVELOPMENT FUND (OUIDF)** and **M/S ODISHA URBAN INFRASTRUCTURE DEVELOPMENT FUND (AMRUT)**, as at 31.03.2021 and Income & Expenditure Account for the year ended on that date which are in agreement with the Books of Accounts maintained by the Trust.

We have obtained all the information and explanations which to the best of our knowledge and belief were necessary for the purposes of the Audit. In our opinion, proper Books of Accounts have been kept by the Head Office and the Branches of the above Trust visited by us so far as appears from our examination of the Books and proper Returns adequate for the purpose of Audit have been received from Branches not visited by us, subject to the comments given below :

In our opinion and to the best of our information and according to explanation given to us, the said Accounts give a true and fair view –

- (i) In the case of the Balance Sheet of the State of Affairs of the above-named Trust as at 31.03.2021 and
- (ii) In the case of the Income & Expenditure Account excess of Expenditure over Income during period ending on 31.03.2021.

Bhubaneswar
Dt:7...SEP...2021

For Arora & Choudhary Associates
Chartered Accountants


(S. S. Mahapatra)
Partner

Membership No. 057089
UDIN- 22057089AAAACG9963



**ODISHA URBAN INFRASTRUCTURE DEVELOPMENT FUND (UIDF)
CONSOLIDATED BALANCE SHEET AS AT 31.03.2021**

SOURCES	31.03.2021 (₹)		31.03.2020 (₹)	
Corpus Fund				
Project Fund (From Govt. of India & Govt. of Odisha)				
Opening Balance	2,48,35,27,060.34		(1,50,66,697.62)	
Add: Receive During the Year	-		6,25,66,62,450.00	
Less: Paid during the Year	1,95,33,75,624.88	53,01,51,435.46	3,75,80,68,692.04	2,48,35,27,060.34
A & O.E.				
Opening Balance	19,96,13,837.00		10,83,68,884.00	
Add: Receive During the Year	26,16,00,000.00		31,80,00,000.00	
Less: Expended During the Year	4,83,68,640.60	41,28,45,196.40	22,67,55,047.00	19,96,13,837.00
LAP & TPS Grant from BDA	-	-	40,00,000.00	40,00,000.00
Reform Incentive				
Opening Balance	45,04,87,550.00		28,70,87,550.00	
Add: Receive During the Year	-		16,34,00,000.00	
Less: Expended During the Year	-	45,04,87,550.00	-	45,04,87,550.00
Reserve Surplus				
Opening Balance	6,34,14,364.87		5,85,59,993.17	
Add: Excess of Income over Expenditure	(5,88,73,232.00)		72,58,379.70	
Less: Adjustment	-	45,41,132.87	24,04,008.00	6,34,14,364.87
Loan Fund				
Opening Balance	6,69,00,00,000.00		5,49,00,00,000.00	
Add: Addition During the Year	-	6,69,00,00,000.00	1,20,00,00,000.00	6,69,00,00,000.00
Provisions				
(i) Duties & Taxes	200.00	200.00	-	
(ii) Provision of Interest on Loan				
Opening Balance	1,32,36,34,664.00		94,52,01,788.00	
Add: Addition During the Year	42,81,60,000.00	1,75,17,94,664.00	37,84,32,876.00	1,32,36,34,664.00
Current Liabilities				
Earnest Money Deposit				
Opening Balance	10,000.00		10,000.00	
Add: Received During the Year	12,000.00		35,00,000.00	
Less: Paid During the Year	8,000.00	14,000.00	35,00,000.00	10,000.00
		9,83,98,34,178.73		11,21,46,87,476.21

Bhubaneswar
Dt: 7 SEP 2021

(R.C.Kar)
F.A-cum-Admin Officer, UIDF
**Financial Adviser-cum-
Administrative Officer UIDF**

(Sangramjit Nayak)
Secretary, UIDF & DMA & Addl.
Secretary, H&UDD
Secretary, UIDF &
DMA & Ex-Officio Additional Secretary,
Housing & Urban Development Department

For Arora & Choudhary Associates

Chartered Accountant
(CA S.S. Mohapatra) Partner
(Membership No. 057089)
UDIN- 21057089 AAAACG 9983



**ODISHA URBAN INFRASTRUCTURE DEVELOPMENT FUND (OUIDF)
CONSOLIDATED BALANCE SHEET AS AT 31.03.2021**

APPLICATIONS	31.03.2021 (₹)		31.03.2020 (₹)	
Fixed Assets				
i. Interior Furnishing				
Transferred Asset taken into account	-		58,21,228.00	
Less: Depreciation	-		4,36,592.00	
Less: Transferred to OUHM	-		53,84,636.00	
ii. Office Equipment				
Opening Balance	35,105.00		39,006.00	
Less: Depreciation	3,510.00	31,595.00	3,901.00	35,105.00
iii. Computer				
Opening Balance	4,01,953.00		6,42,121.00	
Add: Addition During the Year	1,71,730.00		20,850.00	
Less: Buy Back	-		-	
Less: Depreciation	1,95,127.00	3,78,556.00	2,61,018.00	4,01,953.00
iv. Furniture & Fixture				
Transferred Asset taken into account	70,824.00		-	
Add: Addition During the Year	-		76,567.00	
Less: Depreciation (10%)	7,082.00		5,743.00	
Less: Transferred to SUDA	-	63,742.00	70,824.00	0.00
Loan Fund				
Opening Balance	2,36,49,43,306.00		1,98,65,64,848.00	
Add: Addition During the Year	23,81,54,900.00		99,68,97,611.00	
Less: Paid During the Year	47,13,01,331.00	2,13,17,96,875.00	61,85,19,153.00	2,36,49,43,306.00
Grant Fund				
Opening Balance	2,45,41,42,778.00		1,30,53,61,828.00	
Add: Addition During the Year	15,01,54,900.00		1,16,39,36,224.00	
Less: Paid During the Year	15,00,00,000.00	2,45,42,97,678.00	1,51,55,274.00	2,45,41,42,778.00
Current Assets				
(i) Security Deposit (For Office Space)	4,00,000.00	4,00,000.00	4,00,000.00	4,00,000.00
(ii) Interest Receivable on Loan				
Opening Balance	3,58,24,242.00		3,30,80,216.00	
Add: Addition During the Year	2,94,59,375.00		3,58,24,242.00	
Less: Received During the Year	3,58,24,242.00	2,94,59,375.00	3,30,80,216.00	3,58,24,242.00
(iii) Interest Receivable on Deposit				
Opening Balance	2,39,92,727.00		12,07,73,054.00	
Add: Addition During the Year	3,02,02,022.00		2,39,92,727.00	
Less: Received/Adjusted During the Year	2,39,92,727.00	3,02,02,022.00	12,07,73,054.00	2,39,92,727.00
(iv) Tax Deducted at Source	92,23,783.00	92,23,783.00	1,03,37,388.00	1,03,37,388.00
(v) Receivable from OUHM for Interior Decor	53,84,636.00	53,84,636.00	53,84,636.00	53,84,636.00
(vi) Receivable from SUDA for Furniture & FI	-		70,824.00	70,824.00
(vii) Receivable from Staff	200.00	200.00	-	
(viii) Cash & Bank Balances				
Cash-in-Hand		7,966.00		16,278.00
Cash-at-Bank		5,17,85,87,750.73		6,31,91,38,239.21
		<u>9,83,98,34,178.73</u>		<u>11,21,46,87,476.21</u>
		(0.00)		

Bhubaneswar
Dt: 7 SEP 2021

(R.C.Kar)

F.A-cum-Admin Officer, OUIDF
**Financial Adviser-cum-
Administrative Officer OUIDF**

(Sangramjit Nayak)
Secretary, OUIDF & DMA & Addl.
Secretary, H&UDD
Secretary, OUIDF &
DMA & Ex-Officio Additional Secretary,
Housing & Urban Development Department

For Arora & Choudhary Associates

Chartered Accountants

(CA S.S. Mohapatra) Partner
(Membership No. 057089)

UDIN- 21057089 AAAACG9963



ODISHA URBAN INFRASTRUCTURE DEVELOPMENT FUND (OUIDF)
CONSOLIDATED RECEIPT & PAYMENT ACCOUNT FOR THE YEAR ENDED ON 31.03.2021

PAYMENT	31.03.2021 (₹)	31.03.2020 (₹)
Project Development Fund (P.H Division)	1,89,45,55,294.00	3,61,42,20,889.00
Project Development Fund (Sewerage)	-	92,65,588.00
Project Development Fund (Municipalities / ULBS)	5,50,20,050.00	10,30,58,903.00
Project Development Fund (Septage)	38,00,280.88	3,15,23,312.04
Grant Fund	15,01,54,900.00	1,16,39,36,224.00
Loan Fund	23,81,54,900.00	99,68,97,611.00
Project Development Expenses	3,79,99,122.00	3,57,70,680.00
Salary & Wages	6,60,000.00	12,17,333.00
Rent & Taxes	11,69,648.00	-
Operation & Maintenance	-	1,85,291.00
AC Operation & Maintenance	-	4,92,006.00
Electricity Charges	2,11,521.00	1,61,176.00
Telephone / Fax / Internet & Website Expenses	1,06,084.00	1,16,460.00
Earnest Money	8,000.00	35,00,000.00
Postage Charges	21,289.00	13,536.00
Service Charges	5,30,271.00	6,37,628.00
Printing & Stationary	96,752.00	1,86,018.00
Travelling / Conveyance & Hiring Vehicle Charges	98,119.00	4,24,663.00
Board Meeting Expenses	-	9,096.55
Other Meeting Expenses	-	7,424.00
Website Expenses	-	21,240.00
Newspaper & Periodicals	2,747.00	6,996.00
Audit Fees	41,300.00	53,100.00
LAP & TPS Grant from BDA	40,00,000.00	-
Misscellaneous Expenses	1,54,747.00	2,20,422.00
City Mission Management Unit (CMMU) Expenses	37,42,898.00	1,55,33,025.00
Tax Deducted at Source	23,97,956.00	46,44,204.00
Repair & Maintenance	2,54,622.00	5,50,584.00
Furniture & Fixture	-	76,567.00
Reform & Implementation	20,000.00	-
PDMC Charges	4,35,58,734.00	21,12,22,022.00
Bank Charges	15,658.60	-
Computer Items	1,71,730.00	20,850.00
Legal Expenses	56,000.00	-
Administration & Other Expenses (A & OE)	10,31,350.00	-
Reserve & Surplus	-	24,04,008.00
Closing Balance		
MOD with SBI	-	-
Cash - at - Bank	5,17,85,87,750.73	6,31,91,38,239.21
Cash - in - Hand	7,966.00	16,278.00
TOTAL	7,61,66,29,690.21	12,51,55,31,373.80

Bhubaneswar

Dt: 7 SEP 2021

(R.C.Kar)

F.A-cum-Admin Officer, OUIDF

**Financial Adviser-cum-
Administrative Officer OUIDF**

(Sangramjit Nayak)

Secretary, OUIDF & DMA & Addl.
Secretary, H&UDD

Secretary, OUIDF &
DMA & Ex-Officio Additional Secretary,
Housing & Urban Development Department

For Arora & Choudhary Associates
Chartered Accountants
(CA S.S. Mohapatra) Partner
Membership No. 057089
UDIN- 21057089 AAAA09963



ODISHA URBAN INFRASTRUCTURE DEVELOPMENT FUND (OUIDF)
CONSOLIDATED RECEIPT & PAYMENT ACCOUNT FOR THE YEAR ENDED ON 31.03.2021

PAYMENT	31.03.2021 (₹)	31.03.2020 (₹)
Project Development Fund (P.H Division)	1,89,45,55,294.00	3,61,42,20,889.00
Project Development Fund (Sewerage)	-	92,65,588.00
Project Development Fund (Municipalities / ULBS)	5,50,20,050.00	10,30,58,903.00
Project Development Fund (Septage)	38,00,280.88	3,15,23,312.04
Grant Fund	15,01,54,900.00	1,16,39,36,224.00
Loan Fund	23,81,54,900.00	99,68,97,611.00
Project Development Expenses	3,79,99,122.00	3,57,70,680.00
Salary & Wages	6,60,000.00	12,17,333.00
Rent & Taxes	11,69,648.00	-
Operation & Maintenance	-	1,85,291.00
AC Operation & Maintenance	-	4,92,006.00
Electricity Charges	2,11,521.00	1,61,176.00
Telephone / Fax / Internet & Website Expenses	1,06,084.00	1,16,460.00
Earnest Money	8,000.00	35,00,000.00
Postage Charges	21,289.00	13,536.00
Service Charges	5,30,271.00	6,37,628.00
Printing & Stationary	96,752.00	1,86,018.00
Travelling / Conveyance & Hiring Vehicle Charges	98,119.00	4,24,663.00
Board Meeting Expenses	-	9,096.55
Other Meeting Expenses	-	7,424.00
Website Expenses	-	21,240.00
Newspaper & Periodicals	2,747.00	6,996.00
Audit Fees	41,300.00	53,100.00
LAP & TPS Grant from BDA	40,00,000.00	-
Misscellaneous Expenses	1,54,747.00	2,20,422.00
City Mission Management Unit (CMMU) Expenses	37,42,898.00	1,55,33,025.00
Tax Deducted at Source	23,97,956.00	46,44,204.00
Repair & Maintenance	2,54,622.00	5,50,584.00
Furniture & Fixture	-	76,567.00
Reform & Implementation	20,000.00	-
PDMC Charges	4,35,58,734.00	21,12,22,022.00
Bank Charges	15,658.60	-
Computer Items	1,71,730.00	20,850.00
Legal Expenses	56,000.00	-
Administration & Other Expenses (A & OE)	10,31,350.00	-
Reserve & Surplus	-	24,04,008.00
Closing Balance		
MOD with SBI	-	-
Cash - at - Bank	5,17,85,87,750.73	6,31,91,38,239.21
Cash - In - Hand	7,966.00	16,278.00
TOTAL	7,61,66,29,690.21	12,51,55,31,373.80

Bhubaneswar

Dt: 7 SEP 2021

(R.C.Kar)

F.A-cum-Admin Officer, OUIDF

**Financial Adviser-cum-
Administrative Officer OUIDF**

(Sangramjit Nayak)

Secretary, OUIDF & DMA & Addl.

Secretary, H&UDD

Secretary, OUIDF &

DMA & Ex-Officio Additional Secretary,
Housing & Urban Development Department

For Arora & Choudhary Associates

Chartered Accountants

(CA S.S. Mohapatra) Partner

Membership No. 057089

UDIN- 21057089 AAAA 9963



ODISHA URBAN INFRASTRUCTURE DEVELOPMENT FUND (QUIDF)
CONSOLIDATED INCOME & EXPENDITURE ACCOUNT FOR THE YEAR ENDED ON 31.03.2021

INCOME	31.03.2021 (₹)	31.03.2020 (₹)
Interest Received on Deposits	25,01,00,999.00	25,46,98,946.00
Interest Received on Loan Account	16,05,64,071.00	17,17,55,099.00
Grant-in-Aid from Govt. of Odisha & Govt. of India		
a) Project Fund	1,95,33,75,624.88	3,75,80,68,692.04
b) Administrative & Office Expenses		
i. A & O.E	4,83,68,640.60	22,67,55,047.00
Interest received on TDS	2,29,639.00	-
Bank Charges	-	17,523.25
Miscellaneous Income	-	595.00
	2,41,26,38,974.48	4,41,12,95,902.29
EXPENDITURE	31.03.2021 (₹)	31.03.2020 (₹)
Project Fund		
i. PH Division	1,89,45,55,294.00	3,61,42,20,889.00
ii. Sewerage Division	-	92,65,588.00
iii. Municipalities / ULBS	5,50,20,050.00	10,30,58,903.00
iv. Septage	38,00,280.88	3,15,23,312.04
Project Development Expenses	3,79,99,122.00	3,57,70,680.00
Salary & Wages	6,60,000.00	12,17,333.00
Rent & Taxes	11,69,648.00	-
Operation & Maintenance	-	1,85,291.00
AC Operation & Maintenance	-	4,92,006.00
Electricity Charges	2,11,521.00	1,61,176.00
Telephone / Fax / Internet & Website Expenses	1,06,084.00	1,16,460.00
Postage Charges	21,289.00	13,536.00
Service Charges	5,30,271.00	6,37,628.00
Printing & Stationary	96,752.00	1,86,018.00
Travelling / Conveyance & Hiring Vehicle Charges	98,119.00	4,24,663.00
Board Meeting Expenses	-	9,096.55
Other Meeting Expenses	-	7,424.00
Legal Expenses	56,000.00	-
Website Expenses	-	21,240.00
Newspaper & Periodicals	2,747.00	6,996.00
Audit Fees	41,300.00	53,100.00
Miscellaneous Expenses	1,54,747.00	2,20,422.00
PDMC	4,35,58,734.00	21,12,22,022.00
Repair & Maintenance	2,54,622.00	5,50,584.00
Bank Charges	15,658.60	-
Interest on Loan	42,81,60,000.00	37,84,32,876.00
City Mission Management Unit (CMMU) Expenses	37,42,898.00	1,55,33,025.00
Reform & Implementation	20,000.00	-
Administration & Other Expenses (A & OE)	10,31,350.00	-
Depreciation	2,05,719.00	7,07,254.00
Excess of Income over Expenditure	(5,88,73,232.00)	72,58,379.70
	2,41,26,38,974.48	4,41,12,95,902.29

Bhubaneswar

Dt: 7 SEP 2021

(R.C.Kar)

F.A-cum-Admin Officer, QUIDF

**Financial Adviser-cum-
Administrative Officer QUIDF**

(Sangramjit Nayak)

Secretary, QUIDF & DMA & Addl.
Secretary, H&UDD

Secretary, QUIDF &
DMA & Ex-Officio Additional Secretary,
Housing & Urban Development Department

For Arora & Choudhary Associates
Chartered Accountants

(CA S.S. Mohapatra) Partner
Membership No. 057089

UDIN- 21057089AAACG9963



ODISHA URBAN INFRASTRUCTURE DEVELOPMENT FUND (OUIDF)
AMRUT
STATEMENT OF RECEIPTS & PAYMENTS FOR THE YEAR ENDED ON 31.03.2022

<u>RECEIPT</u>	<u>31.03.2022 (₹)</u>	<u>31.03.2021 (₹)</u>
Opening Balance		
Cash - at - Bank	1,91,88,79,088.73	3,56,59,08,066.21
Grant-in-Aid (Project Fund)	65,33,00,000.00	-
Grant-in-Aid (A & OE Fund)	12,30,00,000.00	-
Administration & Other Expenses (A & OE)	21,960.00	26,16,00,000.00
Grant-in-Aid (LAP & TPS)	80,00,000.00	-
Interest Received on Deposits	4,84,22,235.00	9,71,15,288.00
Interest Receivable on Deposits	16,06,822.00	-
Bank Charges	1,31,845.00	-
	2,75,33,61,950.73	3,92,46,23,354.21

<u>PAYMENT</u>	<u>31.03.2022 (₹)</u>	<u>31.03.2021 (₹)</u>
Project Development Expenses		
Project Development Fund		
i. P.H Division	87,64,44,404.00	1,89,45,55,294.00
ii. Municipalities / ULBS	2,53,83,731.00	5,50,20,050.00
iv. Septage	-	38,00,280.88
Grant-in-Aid (LAP & TPS)	80,00,000.00	-
LAP & TPS Grant from BDA	-	40,00,000.00
Reform & Implementation	6,38,456.00	20,000.00
Administration & Other Expenses (A & OE)	41,21,289.00	10,31,350.00
Computer	81,899.00	-
City Mission Management Unit (CMMU) Expenses	36,73,585.00	37,42,898.00
PDMC Charges	7,47,51,300.00	4,35,58,734.00
Bank Charges	1,35,090.00	15,658.60
Closing Balance		
Cash - at - Bank	1,76,01,32,196.73	1,91,88,79,088.73
	2,75,33,61,950.73	3,92,46,23,354.21

Bhubaneswar

Dt: 23 JUN 2022

(R.C.Kar)
Financial Advisor, OUIDF
Financial Advisor OUIDF


(Sangramjit Nayak)
Secretary, OUIDF & DMA & Addl.
Secretary, H&UDD
Secretary, OUIDF &
DMA & Ex-Officio Additional Secretary,
Housing & Urban Development Department

For Arora & Choudhary
Associates
Chartered Accountants


(CA S.S. Mohapatra) Partner
Membership No. 057089
UDIN-22057089 ALM0HK95 #1

ODISHA URBAN INFRASTRUCTURE DEVELOPMENT FUND (OUIDF)
A M R U T
STATEMENT OF INCOME & EXPENDITURE FOR THE YEAR ENDED ON 31.03.2022

<u>INCOME</u>	<u>31.03.2022 (₹)</u>	<u>31.03.2021 (₹)</u>
Interest Received on Deposits	4,88,06,509.00	8,72,74,085.00
Grant-in-Aid from Govt. of Odisha & Govt. of India		
a) Project Fund	90,18,28,135.00	1,95,33,75,624.88
b) Administrative & Office Expenses	7,88,75,834.00	
c) Reform Incentive	43,12,041.00	
i. A & O.E	-	4,83,68,640.60
ii. Bank Charges	1,31,845.00	-
	1,03,39,54,364.00	2,08,90,18,350.48

<u>EXPENDITURE</u>	<u>31.03.2022 (₹)</u>	<u>31.03.2021 (₹)</u>
Project Fund		
i. PH Division	87,64,44,404.00	1,89,45,55,294.00
iii. Municipalities / ULBS	2,53,83,731.00	5,50,20,050.00
iv. Septage	-	38,00,280.88
PDMC Charges	7,47,51,300.00	4,35,58,734.00
City Mission Management Unit (CMMU) Expens	36,73,585.00	37,42,898.00
Reform & Implementation	6,38,456.00	20,000.00
Administration & Other Expenses (A & OE)	41,21,289.00	10,31,350.00
Bank Charges	1,35,090.00	15,658.60
Depreciation	41,273.00	41,488.00
Excess of Income over Expenditure	4,87,65,236.00	8,72,32,597.00
	1,03,39,54,364.00	2,08,90,18,350.48

Bhubaneswar

Dt: 23 JUN 2022

(R.C.Kar)
Financial Advisor, OUIDF
Financial Advisor OUIDF

(Sangramjit Nayak)
Secretary, OUIDF & DMA &
Addl. Secretary, H&UDD
Secretary, OUIDF &
DMA & Ex-Officio Additional Secretary,
Housing & Urban Development Department

For Arora & Choudhary Associates
Chartered Accountants

(CA S.S. Mohapatra) Partner
Membership No. 057089

UDIN- 22057089 ALMO HK 9511

ODISHA URBAN INFRASTRUCTURE DEVELOPMENT FUND (OUIDF)
STATEMENT OF CONSOLIDATED RECEIPTS & PAYMENTS FOR THE YEAR ENDED ON 31.03.2022

<u>RECEIPT</u>	<u>31.03.2022 (₹)</u>	<u>31.03.2021 (₹)</u>
Opening Balance		
MOD with SBI	-	-
Cash at Bank	5,17,85,87,750.73	6,31,91,38,239.21
Cash in Hand	7,966.00	16,278.00
Receivable from Staff	200.00	-
Interest Received on Deposits	11,62,94,578.00	24,38,91,704.00
Interest Receivable on Deposits	3,02,02,022.00	-
Interest Received on Loan Account	12,84,89,989.00	16,69,28,938.00
Interest Receivable on Loan Account	2,94,59,375.00	-
Repayment of Loan	31,62,20,673.00	47,13,01,331.00
Grant Fund	-	15,00,00,000.00
Professional Tax	3,200.00	-
Interest Received on TDS	3,71,470.00	2,29,639.00
TDS (IT)	46,43,410.00	35,11,561.00
Computer	-	-
Grant in Aid (Project Fund)	65,33,00,000.00	-
Grant in Aid (A & O.E. Expenses)	12,30,00,000.00	26,16,00,000.00
Administration & Other Expenses (A & OE)	21,960.00	-
Grant-in-Aid (LAP & TPS)	80,00,000.00	-
Earnest Money	3,000.00	12,000.00
Bank Charges	1,31,845.00	-
TOTAL	6,58,87,37,438.73	7,61,66,29,690.21

Bhubaneswar

Dt: 23 JUN 2022

(R.C.Kar)

Financial Advisor, OUIDF

Financial Advisor OUIDF

(Sangramjit Nayak)

Secretary, OUIDF & DMA &

Addl. Secretary, H&UDD

UDIA & Ex-Officio Additional Secretary,
Housing & Urban Development Department

For Arora & Choudhary Associates
Chartered Accountants

(CA S.S. Mohapatra) Partner

Membership No. 057089

UDIN-22057089 ALM0HK9511



ODISHA URBAN INFRASTRUCTURE DEVELOPMENT FUND (OUIDF)
A M R U T
BALANCE SHEET AS AT 31.03.2022

SOURCES	31.03.2022 (₹)		31.03.2021 (₹)	
Corpus Fund				
Project Fund (From Govt. of India & Govt. of Odisha)				
Opening Balance	53,01,51,435.46		2,48,35,27,060.34	
Add: Received During the Year	93,39,00,000.00		-	
Less: Paid during the Year	90,18,28,135.00	56,22,23,300.46	1,95,33,75,624.88	53,01,51,435.46
A & O.E.				
Opening Balance	41,28,45,196.40		19,96,13,837.00	
Add: Received During the Year	12,30,21,960.00		26,16,00,000.00	
Less: Paid during the Year	7,88,75,834.00	45,69,91,322.40	4,83,68,640.60	41,28,45,196.40
Reform Incentive				
Opening Balance	45,04,87,550.00		45,04,87,550.00	
Add: Received During the Year	-		-	
Less: Paid during the Year	43,12,041.00		-	45,04,87,550.00
Less: Transfer to Project Fund	28,06,00,000.00	16,55,75,509.00		
Reserve Surplus				
Opening Balance	52,70,63,961.87		43,98,31,364.87	
Add: Excess of Income over Expenditure	4,87,65,236.00	57,58,29,197.87	8,72,32,597.00	52,70,63,961.87
		1,76,06,19,329.73		1,92,05,48,143.73
APPLICATIONS				
Fixed Assets				
i. Computer				
Opening Balance	62,233.00		1,03,721.00	
Add: Addition During the Year	81,899.00		-	
Less: Depreciation	41,273.00	1,02,859.00	41,488.00	62,233.00
Current Assets				
Interest Receivable on Deposit				
Opening Balance	16,06,822.00		1,14,48,025.00	
Add: Addition During the Year	3,84,274.00		16,06,822.00	
Less: Received During the Year	16,06,822.00	3,84,274.00	1,14,48,025.00	16,06,822.00
Cash-at-Bank	1,76,01,32,196.73	1,76,01,32,196.73	1,91,88,79,088.73	1,91,88,79,088.73
		1,76,06,19,329.73		1,92,05,48,143.73

Bhubaneswar

Dt: 23 JUN 2022

(R.C.Kar)
Financial Advisor, OUIDF
Financial Advisor OUIDF

(Sangramjit Nayak)
Secretary, OUIDF & DMA & Addl.
Secretary, H&UDD
Secretary, OUIDF &
DMA & Ex-Officio Additional Secretary,
Housing & Urban Development Department

For Arora & Choudhary
Associates

Chartered Accountants

(CA S.S. Monapatra)
Partner

(Membership No. 057089)

UDIN-220157089ALMOHK
9511



SCHEDULE

AMRUT

Receipts and Disbursements for the year 2021-22

(Amount in Rs.)

Receipts (2021-22)	Project Fund	A & O.E	Total
Opening Balance (01.04.22) (Grant in Aid)	53,01,51,436	41,28,45,196	94,29,96,632
Received from EIC (PHEO)	65,33,00,000	-	65,33,00,000
Received from GoO (Reform Incentives)	28,06,00,000	21,960	28,06,21,960
AMRUT 2.0	-	12,30,00,000	12,30,00,000
Total	1,46,40,51,436	53,58,67,156	1,99,99,18,592

Disbursement (2021-22)	Project Fund	A & O.E	Total
Disbursement	90,18,28,135	7,88,75,834	98,07,03,969
Closing Balance (31.03.22)	56,22,23,301	45,69,91,322	1,01,92,14,623

Bhubaneswar

Dt: 23 JUN 2022



(R.C.Kar)
Financial Advisor,
QUIDF
Financial Advisor QUIDF



(Sangramjit Nayak)
Secretary, QUIDF & DMA & Addl.
Secretary, H&UD Deptt.
Secretary, QUIDF &
DMA & Ex-Officio Additional Secretary,
Housing & Urban Development Department

For Arora & Choudhary
Associates

Chartered Accountants


(S.S. Mahapatra)
Partner

(Membership No.

UDIN-22057089ALM0Hk9511



ODISHA URBAN INFRASTRUCTURE DEVELOPMENT FUND (OUIDF)
STATEMENT OF CONSOLIDATED RECEIPTS & PAYMENTS FOR THE YEAR ENDED ON 31.03.2022

PAYMENT	31.03.2022 (₹)	31.03.2021 (₹)
Project Development Fund (P.H Division)	87,64,44,404.00	1,89,45,55,294.00
Project Development Fund (Municipalities / ULBS)	2,53,83,731.00	5,50,20,050.00
Project Development Fund (Septage)	-	38,00,280.88
Grant-in-Aid (LAP & TPS)	80,00,000.00	
Grant Fund	7,72,12,000.00	15,01,54,900.00
Loan Fund	7,72,12,000.00	23,81,54,900.00
Project Development Expenses	6,82,18,569.00	3,79,99,122.00
Salary & Wages	8,62,593.00	6,60,000.00
Rent & Taxes	6,57,927.00	11,69,648.00
Operation & Maintenance	98,097.00	-
AC Operation & Maintenance	2,60,472.00	-
Electricity Charges	2,17,951.00	2,11,521.00
Telephone / Fax / Internet & Website Expenses	1,03,813.00	1,06,084.00
Earnest Money	9,000.00	8,000.00
Postage Charges	18,365.00	21,289.00
Service Charges	10,38,070.00	5,30,271.00
Printing & Stationary	2,55,662.00	96,752.00
Travelling / Conveyance & Hiring Vehicle Charges	-	98,119.00
Professional Tax	3,400.00	-
Advance to Rourkela Municipal Corporation	1,00,00,000.00	-
Website Expenses	23,600.00	-
Newspaper & Periodicals	5,770.00	2,747.00
Audit Fees	67,850.00	41,300.00
LAP & TPS Grant from BDA	-	40,00,000.00
Miscellaneous Expenses	1,57,017.00	1,54,747.00
City Mission Management Unit (CMMU) Expenses	36,73,585.00	37,42,898.00
Tax Deducted at Source	5,93,370.00	23,97,956.00
Repair & Maintenance	3,02,608.00	2,54,622.00
Furniture & Fixture	2,17,362.00	-
Reform & Implementation	6,38,456.00	20,000.00
PDMC Charges	7,47,51,300.00	4,35,58,734.00
Bank Charges	1,35,090.00	15,658.60
Computer	3,85,588.00	1,71,730.00
Legal Expenses	-	56,000.00
Administration & Other Expenses (A & OE)	41,21,289.00	10,31,350.00
Closing Balance		
MOD with SBI	-	-
Cash - at - Bank	5,35,76,61,272.73	5,17,85,87,750.73
Cash - in - Hand	7,227.00	7,966.00
TOTAL	6,58,87,37,438.73	7,61,66,29,690.21

Bhubaneswar

Dt: 23 JUN 2022

(R.C.Kar)
Financial Advisor, OUIDF
Financial Advisor OUIDF

(Sangramjit Nayak)
Secretary, OUIDF & DMA &
Addl. Secretary, H&UDD
Secretary, OUIDF &
DMA & Ex-Officio Additional Secretary,
Housing & Urban Development Department

For Arora & Choudhary Associates
Chartered Accountants
(CA S.S. Mohapatra) Partner
Membership No. 057089
UDIN- 22057089ALM01K9511



ODISHA URBAN INFRASTRUCTURE DEVELOPMENT FUND (OUIDF)
STATEMENT OF CONSOLIDATED RECEIPTS & PAYMENTS FOR THE YEAR ENDED ON 31.03.2022

RECEIPT	31.03.2022 (₹)	31.03.2021 (₹)
Opening Balance		
MOD with SBI	-	-
Cash at Bank	5,17,85,87,750.73	6,31,91,38,239.21
Cash in Hand	7,966.00	16,278.00
Receivable from Staff	200.00	-
Interest Received on Deposits	11,62,94,578.00	24,38,91,704.00
Interest Receivable on Deposits	3,02,02,022.00	-
Interest Received on Loan Account	12,84,89,989.00	16,69,28,938.00
Interest Receivable on Loan Account	2,94,59,375.00	-
Repayment of Loan	31,62,20,673.00	47,13,01,331.00
Grant Fund	-	15,00,00,000.00
Professional Tax	3,200.00	-
Interest Received on TDS	3,71,470.00	2,29,639.00
TDS (IT)	46,43,410.00	35,11,561.00
Computer	-	-
Grant in Aid (Project Fund)	65,33,00,000.00	-
Grant in Aid (A & O.E. Expenses)	12,30,00,000.00	26,16,00,000.00
Administration & Other Expenses (A & OE)	21,960.00	-
Grant-in-Aid (LAP & TPS)	80,00,000.00	-
Earnest Money	3,000.00	12,000.00
Bank Charges	1,31,845.00	-
TOTAL	6,58,87,37,438.73	7,61,66,29,690.21

Bhubaneswar

Dt: 23 JUN 2022

(R.C.Kar)

Financial Advisor, OUIDF

Financial Advisor OUIDF

(Sangramjit Nayak)

Secretary, OUIDF & DMA &

Addl. Secretary, H&UDD

Secretary, OUIDF &

DMA & Ex-Officio Additional Secretary,
Housing & Urban Development Department

For Arora & Choudhary Associates
Chartered Accountants

(CA S.S. Mohapatra) Partner

Membership No. 057089

UDIN- 22057089ALMOHLK9511



ODISHA URBAN INFRASTRUCTURE DEVELOPMENT FUND (OUIDF)
STATEMENT OF CONSOLIDATED INCOME & EXPENDITURE FOR THE YEAR ENDED ON 31.03.2022

INCOME	31.03.2022 (₹)	31.03.2021 (₹)
Interest Received on Deposits	15,80,77,934.00	25,01,00,999.00
Interest Received on Loan Account	15,88,19,970.00	16,05,64,071.00
Grant-in-Aid from Govt. of Odisha & Govt. of India		
a) Project Fund	90,18,28,135.00	1,95,33,75,624.88
b) Administrative & Office Expenses Fund	7,88,75,834.00	
c) Reform Incentive	43,12,041.00	-
Interest received on TDS	3,71,470.00	2,29,639.00
Bank Charges	1,31,845.00	-
Administrative & Office Expenses	-	4,83,68,640.60
Excess of Expenditure over Income	18,37,04,692.00	5,88,73,232.00
	1,48,61,21,921.00	2,47,15,12,206.48
EXPENDITURE	31.03.2022 (₹)	31.03.2021 (₹)
Project Fund		
i. PH Division	87,64,44,404.00	1,89,45,55,294.00
iii. Municipalities / ULBS	2,53,83,731.00	5,50,20,050.00
iv. Septage	-	38,00,280.88
Project Development Expenses	6,82,18,569.00	3,79,99,122.00
Salary & Wages	8,62,593.00	6,60,000.00
Rent & Taxes	6,57,927.00	11,69,648.00
Operation & Maintenance	98,097.00	-
AC Operation & Maintenance	2,60,472.00	-
Electricity Charges	2,17,951.00	2,11,521.00
Telephone / Fax / Internet & Website Expenses	1,03,813.00	1,06,084.00
Postage Charges	18,365.00	21,289.00
Service Charges	10,38,070.00	5,30,271.00
Printing & Stationary	2,55,662.00	96,752.00
Travelling / Conveyance & Hiring Vehicle Charges	-	98,119.00
Legal Expenses	-	56,000.00
Website Expenses	23,600.00	-
Newspaper & Periodicals	5,770.00	2,747.00
Audit Fees	67,850.00	41,300.00
Miscellaneous Expenses	1,57,017.00	1,54,747.00
PDMC	7,47,51,300.00	4,35,58,734.00
Repair & Maintenance	3,02,608.00	2,54,622.00
Bank Charges	1,35,090.00	15,658.60
Interest on Loan	42,81,60,000.00	42,81,60,000.00
City Mission Management Unit (CMMU) Expenses	36,73,585.00	37,42,898.00
Reform & Implementation	6,38,456.00	20,000.00
Administration & Other Expenses (A & OE)	41,21,289.00	10,31,350.00
Depreciation	5,25,702.00	2,05,719.00
Excess of Income over Expenditure	-	-
	1,48,61,21,921.00	2,47,15,12,206.48

Bhubaneswar

Dt: 23 JUN 2022

(R.C.Kar)
Financial Advisor, OUIDF

Financial Advisor OUIDF

(Sangramjit Nayak)
Secretary, OUIDF & DMA & Addl.
Secretary, H&UDD
Secretary, OUIDF &
DMA & Ex-Officio Additional Secretary.

For Arora & Choudhary
Associates
Chartered Accountants

(CA S.S. Mohapatra)
Membership No. 057089

UDIN- 22057089 ALM04K9511



ODISHA URBAN INFRASTRUCTURE DEVELOPMENT FUND (OUIDF)
CONSOLIDATED BALANCE SHEET AS AT 31.03.2022

SOURCES	31.03.2022 (₹)		31.03.2021 (₹)	
Corpus Fund				
Project Fund (From Govt. of India & Govt. of Odisha)				
Opening Balance	53,01,51,435.46		2,48,35,27,060.34	
Add: Received During the Year	93,39,00,000.00		-	
Less: Paid during the Year	90,18,28,135.00	56,22,23,300.46	1,95,33,75,624.88	53,01,51,435.46
A & O.E.				
Opening Balance	41,28,45,196.40		19,96,13,837.00	
Add: Received During the Year	12,30,21,960.00		26,16,00,000.00	
Less: Expended During the Year	7,88,75,834.00	45,69,91,322.40	4,83,68,640.60	41,28,45,196.40
Reform Incentive				
Opening Balance	45,04,87,550.00		45,04,87,550.00	
Add: Received During the Year	-		-	
Less: Expended During the Year	43,12,041.00		-	45,04,87,550.00
Less: Transferred to Project Fund	28,06,00,000.00	16,55,75,509.00		
Reserve Surplus				
Opening Balance	45,41,132.87		6,34,14,364.87	
Add: Excess of Income over Expenditure	-		-	
Less: Excess of Expenditure over Income	18,37,04,692.00	(17,91,63,559.13)	5,88,73,232.00	45,41,132.87
Loan Fund				
Opening Balance	6,69,00,00,000.00		6,69,00,00,000.00	
Add: Addition During the Year	-	6,69,00,00,000.00	-	6,69,00,00,000.00
Provisions				
(i) Duties & Taxes	-		200.00	200.00
(ii) Provision of Interest on Loan				
Opening Balance	1,75,17,94,664.00		1,32,36,34,664.00	
Add: Addition During the Year	42,81,60,000.00	2,17,99,54,664.00	42,81,60,000.00	1,75,17,94,664.00
Current Liabilities				
Earnest Money Deposit				
Opening Balance	14,000.00		10,000.00	
Add: Received During the Year	3,000.00		12,000.00	
Less: Paid During the Year	9,000.00	8,000.00	8,000.00	14,000.00
		9,87,55,89,236.73		9,83,98,34,178.73

Bhubaneswar

Dt: 23 JUN 2022

(R.C.Kar)
Financial Advisor, OUIDF

Financial Advisor OUIDF

(Sangramjit Nayak)

Secretary, OUIDF & DMA & Addl.
Secretary, H&UDD
Secretary, OUIDF &
DMA & Ex-Officio Additional Secretary,
Housing & Urban Development Department

For Arora & Choudhary Associates

Chartered Accountants

(CA S.S. Mohapatra) Partner
(Membership No. 957089)

UDIN- 22057089 ALMDH K 9511



**ODISHA URBAN INFRASTRUCTURE DEVELOPMENT FUND (OUIDF)
CONSOLIDATED BALANCE SHEET AS AT 31.03.2022**

APPLICATIONS	31.03.2022 (₹)		31.03.2021 (₹)	
Fixed Assets				
i. Interior Furnishing				
Transferred Asset taken into account	53,84,636.00		-	
Less: Depreciation	2,69,232.00		-	
Less: Transferred to OUHM	-	51,15,404.00	-	
ii. Office Equipment				
Opening Balance	31,595.00		35,105.00	
Less: Depreciation	3,160.00	28,435.00	3,510.00	31,595.00
iii. Computer				
Opening Balance	3,78,556.00		4,01,953.00	
Add: Addition During the Year	3,85,588.00		1,71,730.00	
Less: Depreciation	2,32,290.00	5,31,854.00	1,95,127.00	3,78,556.00
iv. Furniture & Fixture				
Opening Balance	63,742.00		70,824.00	
Add: Addition During the Year	2,17,362.00		-	
Less: Depreciation (10%)	21,020.00	2,60,084.00	7,082.00	63,742.00
Loan Fund				
Opening Balance	2,13,17,96,875.00		2,36,49,43,306.00	
Add: Addition During the Year	7,72,12,000.00		23,81,54,900.00	
Less: Paid During the Year	31,62,20,673.00	1,89,27,88,202.00	47,13,01,331.00	2,13,17,96,875.00
Grant Fund				
Opening Balance	2,45,42,97,678.00		2,45,41,42,778.00	
Add: Addition During the Year	7,72,12,000.00		15,01,54,900.00	
Less: Paid During the Year	-	2,53,15,09,678.00	15,00,00,000.00	2,45,42,97,678.00
Current Assets				
(i) Security Deposit (For Office Space)	4,00,000.00	4,00,000.00	4,00,000.00	4,00,000.00
(ii) Interest Receivable on Loan				
Opening Balance	2,94,59,375.00		3,58,24,242.00	
Add: Addition During the Year	3,03,29,981.00		2,94,59,375.00	
Less: Received During the Year	2,94,59,375.00	3,03,29,981.00	3,58,24,242.00	2,94,59,375.00
(iii) Interest Receivable on Deposit				
Opening Balance	3,02,02,022.00		2,39,92,727.00	
Add: Addition During the Year	4,17,83,356.00		3,02,02,022.00	
Less: Received/Adjusted During the Year	3,02,02,022.00	4,17,83,356.00	2,39,92,727.00	3,02,02,022.00
(iv) Tax Deducted at Source	51,73,743.00	51,73,743.00	92,23,783.00	92,23,783.00
(v) Receivable from OUHM for Interior De	-	-	53,84,636.00	53,84,636.00
(vi) Receivable from Rourkela Municipal Cor	1,00,00,000.00	1,00,00,000.00	-	-
(vii) Receivable from Staff	-	-	200.00	200.00
(viii) Cash & Bank Balances				
Cash-in-Hand		7,227.00		7,966.00
Cash-at-Bank		5,35,76,61,272.73		5,17,85,87,750.73
		9,87,55,89,236.73		9,83,98,34,178.73

Bhubaneswar

Dt: 23 JUN 2022

(R.C.Kar)

Financial Advisor, OUIDF

Financial Advisor OUIDF

(Sangramjit Nayak)

Secretary, OUIDF & DMA & Addl.

Secretary, H&UDD

Secretary, OUIDF &
DMA & Ex-Officio Additional Secretary,
Housing & Urban Development Department

For Arora & Choudhary Associates
Chartered Accountants

(CA S.S. Mohapatra) Partner
(Membership No. 057089)

UDIN-22057089ALM014K9511



ODISHA URBAN INFRASTRUCTURE DEVELOPMENT FUND (OUIDF)
STATEMENT OF RECEIPTS & PAYMENTS FOR THE YEAR ENDED ON 31.03.2022

<u>RECEIPT</u>	<u>31.03.2022 (₹)</u>	<u>31.03.2021 (₹)</u>
Opening Balance		
Cash at Bank	3,25,97,08,662.00	2,75,32,30,173.00
Cash in Hand	7,966.00	16,278.00
Receivable from Staff	200.00	-
Interest Received on Deposits	6,78,72,343.00	14,67,76,416.00
Interest Receivable on Deposits	2,85,95,200.00	-
Interest received on Loan Account	12,84,89,989.00	16,69,28,938.00
Interest Receivable on Loan Account	2,94,59,375.00	-
Repayment of Loan	31,62,20,673.00	47,13,01,331.00
Grant Fund	-	15,00,00,000.00
Professional Tax	3,200.00	-
Interest received on TDS	3,71,470.00	2,29,639.00
TDS (IT)	46,43,410.00	35,11,561.00
Earnest Money	3,000.00	12,000.00
	3,83,53,75,488.00	3,69,20,06,336.00

<u>PAYMENT</u>	<u>31.03.2022 (₹)</u>	<u>31.03.2021 (₹)</u>
Grant Fund	7,72,12,000.00	15,01,54,900.00
Loan Fund	7,72,12,000.00	23,81,54,900.00
Project Development Expenses	6,82,18,569.00	3,79,99,122.00
Salary & Wages	8,62,593.00	6,60,000.00
Rent & Taxes	6,57,927.00	11,69,648.00
Operation & Maintenance	98,097.00	-
AC Operation & Maintenance	2,60,472.00	-
Electricity Charges	2,17,951.00	2,11,521.00
Telephone / Fax / Internet & Website E	1,03,813.00	1,06,084.00
Earnest Money	9,000.00	8,000.00
Postage Charges	18,365.00	21,289.00
Service Charges	10,38,070.00	5,30,271.00
Printing & Stationary	2,55,662.00	96,752.00
Travelling / Conveyance & Hiring Vehi	-	98,119.00
Advance to Rourkela Municipal Corpor	1,00,00,000.00	-
Website Expenses	23,600.00	-
Newspaper & Periodicals	5,770.00	2,747.00
Audit Fees	67,850.00	41,300.00
Miscellaneous Expenses	1,57,017.00	1,54,747.00
Tax Deducted at Source	5,93,370.00	23,97,956.00
Repair & Maintenance	3,02,608.00	2,54,622.00
Computer	3,03,689.00	1,71,730.00
Furniture & Fixture	2,17,362.00	-
Professional Tax	3,400.00	-
Legal Expenses	-	56,000.00
Closing Balance		
Cash - at - Bank	3,59,75,29,076.00	3,25,97,08,662.00
Cash - in - Hand	7,227.00	7,966.00
	3,83,53,75,488.00	3,69,20,06,336.00

Bhubaneswar

Dt: 23 JUN 2022

(R.C.Kar)
Financial Advisor, OUIDF
Financial Advisor OUIDF

(Sangramjit Nayak)
Secretary, OUIDF & DMA & Addl.
Secretary, H&UDD
Secretary, OUIDF &
DMA & Ex-Officio Additional Secretary,
Housing & Urban Development Department

For Arora & Choudhary
Associates
Chartered Accountants
(CA S.S. Mohapatra)
Partner (Membership No.
057089)



UDIN-22 05 7089 ALMO HK 9511



ODISHA URBAN INFRASTRUCTURE DEVELOPMENT FUND (UIDF)
STATEMENT OF INCOME & EXPENDITURE FOR THE YEAR ENDED ON 31.03.2022

INCOME	31.03.2022 (₹)	31.03.2021 (₹)
Interest Received on Deposits	10,92,71,425.00	16,28,26,914.00
Interest Received on Loan Account	15,88,19,970.00	16,05,64,071.00
Interest Received on TDS	3,71,470.00	2,29,639.00
Excess of Expenditure over Income	23,24,69,928.00	14,61,05,829.00
	50,09,32,793.00	46,97,26,453.00

EXPENDITURE	31.03.2022 (₹)	31.03.2021 (₹)
Project Development Expenses	6,82,18,569.00	3,79,99,122.00
Salary & Wages	8,62,593.00	6,60,000.00
Rent & Taxes	6,57,927.00	11,69,648.00
Operation & Maintenance	98,097.00	-
AC Operation & Maintenance	2,60,472.00	-
Electricity Charges	2,17,951.00	2,11,521.00
Telephone / Fax / Internet	1,03,813.00	1,06,084.00
Postage Charges	18,365.00	21,289.00
Service Charges	10,38,070.00	5,30,271.00
Printing & Stationary	2,55,662.00	96,752.00
Travelling / Conveyance & Hiring Vel	-	98,119.00
Website Expenses	23,600.00	-
Newspaper & Periodicals	5,770.00	2,747.00
Audit Fees	67,850.00	41,300.00
Misscellaneous Expenses	1,57,017.00	1,54,747.00
Repair & Maintenance	3,02,608.00	2,54,622.00
Legal Expenses	-	56,000.00
Interest on Loan	42,81,60,000.00	42,81,60,000.00
Depreciation	4,84,429.00	1,64,231.00
	50,09,32,793.00	46,97,26,453.00

Bhubaneswar

Dt: 23 JUN 2022

(R.C.Kar)
Financial Advisor, UIDF
Financial Advisor UIDF

(Sangramjit Nayak)
Secretary, UIDF & DMA &
Addl. Secretary, H&UDD
Secretray, UIDF &
DMA & Ex-Officio Additional Secretary,
Housing & Urban Development Department

For Arora & Choudhary
Associates
Chartered Accountants

(CA S.S. Mohapatra) Partner
(Membership No. 057089)
UDIN-22057089ALM0HK9511



**ODISHA URBAN INFRASTRUCTURE DEVELOPMENT FUND (UIDF)
BALANCE SHEET AS AT 31.03.2022**

<u>SOURCES</u>	31.03.2022 (₹)		31.03.2021 (₹)	
Reserve Surplus				
Opening Balance	(52,25,22,829.00)		(37,64,17,000.00)	
Less: Excess of Expenditure over Income	23,24,69,928.00	(75,49,92,757.00)	14,61,05,829.00	(52,25,22,829.00)
Loan Fund				
Opening Balance	6,69,00,00,000.00		6,69,00,00,000.00	
Add: Addition During the Year	-	6,69,00,00,000.00	-	6,69,00,00,000.00
Provision				
(i) Duties & Taxes	-	-	200.00	200.00
(ii) Provision of Interest on Loan				
Opening Balance	1,75,17,94,664.00		1,32,36,34,664.00	
Add: Addition During the Year	42,81,60,000.00	2,17,99,54,664.00	42,81,60,000.00	1,75,17,94,664.00
Earnest Money Deposit				
Opening Balance	14,000.00		10,000.00	
Add: Received During the Year	3,000.00		12,000.00	
Less: Paid during the Year	9,000.00	8,000.00	8,000.00	14,000.00
		<u>8,11,49,69,907.00</u>		<u>7,91,92,86,035.00</u>

Bhubaneswar

Dt: 23 JUN 2022

(R.C.Kar)

Financial Advisor, UIDF

Financial Advisor UIDF

(Sangramjit Nayak)
Secretary, UIDF & DMA &
Addl. Secretary, H&UDD

Secretary, UIDF &
DMA & Ex-Officio Additional Secretary,
Housing & Urban Development Department

For Arora & Choudhary Associates

Chartered Accountants

(CA S.S. Mohapatra) Partner
(Membership No. 057089)

UDIN- 22057089ALMOHK9511



**ODISHA URBAN INFRASTRUCTURE DEVELOPMENT FUND (UIDF)
BALANCE SHEET AS AT 31.03.2022**

APPLICATIONS	31.03.2022 (₹)		31.03.2021 (₹)	
Fixed Assets				
i. Interior Furnishing				
Transferred Asset taken into account	53,84,636.00		-	
Less: Depreciation (10%)	2,69,232.00	51,15,404.00	-	
ii. Office Equipment				
Opening Balance	31,595.00		35,105.00	
Less: Depreciation (10%)	3,160.00	28,435.00	3,510.00	31,595.00
iii. Computer				
Opening Balance	3,16,323.00		2,98,232.00	
Add: Addition During the Year	3,03,689.00		1,71,730.00	
Less: Depreciation (40%)	1,91,017.00	4,28,995.00	1,53,639.00	3,16,323.00
iv. Furniture & Fixture				
Opening Balance	63,742.00		70,824.00	
Add: Addition During the Year	2,17,362.00		-	
Less: Depreciation (10%)	21,020.00	2,60,084.00	7,082.00	63,742.00
Loans & Advances				
i. Loan Fund				
Opening Balance	2,13,17,96,875.00		2,36,49,43,306.00	
Add: Paid During the Year	7,72,12,000.00		23,81,54,900.00	
Less: Refunded During the Year	31,62,20,673.00	1,89,27,88,202.00	47,13,01,331.00	2,13,17,96,875.00
ii. Grant Fund				
Opening Balance	2,45,42,97,678.00		2,45,41,42,778.00	
Add: Paid During the Year	7,72,12,000.00		15,01,54,900.00	
Less: Refunded During the Year	-	2,53,15,09,678.00	15,00,00,000.00	2,45,42,97,678.00
Current Assets				
(i) Security Deposit (For Office Space)	4,00,000.00	4,00,000.00	4,00,000.00	4,00,000.00
(ii) Interest Receivable on Loan				
Opening Balance	2,94,59,375.00		3,58,24,242.00	
Add: Addition During the Year	3,03,29,981.00		2,94,59,375.00	
Less: Received During the Year	2,94,59,375.00	3,03,29,981.00	3,58,24,242.00	2,94,59,375.00
(iii) Interest Receivable on Deposit				
Opening Balance	2,85,95,200.00		1,25,44,702.00	
Add: Addition During the Year	4,13,99,082.00		2,85,95,200.00	
Less: Received/Adjusted During the Year	2,85,95,200.00	4,13,99,082.00	1,25,44,702.00	2,85,95,200.00
(iv) Receivable from OUHM for interior Decoration	-	-	53,84,636.00	53,84,636.00
(v) Receivable from Rourkela Municipal Corporation	1,00,00,000.00	1,00,00,000.00	-	-
(vi) Receivable from Staff	-	-	200.00	200.00
(vii) Tax Deducted at Source	51,73,743.00	51,73,743.00	92,23,783.00	92,23,783.00
(viii) Cash & Bank Balances				
Cash-at-Bank		3,59,75,29,076.00		3,25,97,08,662.00
Cash-in-Hand		7,227.00		7,966.00
		<u>8,11,49,69,907.00</u>		<u>7,91,92,86,035.00</u>

Bhubaneswar

Dt: 23 JUN 2022

(R.C.Kar)
Financial Advisor, UIDF
Financial Advisor UIDF

(Sangramjit Nayak)
Secretary, UIDF & DMA &
Addl. Secretary, H&UDD
Secretary, UIDF &
DMA & Ex-Officio Additional Secretary,
Housing & Urban Development Department

For Arora & Choudhary Associates

Chartered Accountants

(CA S.S. Mohapatra) Partner
(Membership No. 057089)

UDIN-22057089ALMOHK9511



ODISHA URBAN INFRASTRUCTURE DEVELOPMENT FUND

4th Floor, Zone-A/2, Fortune Towers, Bhubaneswar-751 023 Ph-0674-2300396, 2300397

1. Closing Balance as on 31.03.2022

(Amount in Rs.)

Balance	Secretariat Branch	Fortune Towers Branch	Total
Cash Balance	0	0	7,227
SB A/c Balance	63,22,130	1,764	63,23,894
MOD Balance	3,59,09,07,182	2,98,000	3,59,12,05,182
Total	3,59,72,29,312	2,99,764	3,59,75,36,303

2. Interest Received / Receivable on Deposits

(Amount in Rs.)

Interest	Secretariat Branch	Fortune Towers	Total
Interest Received	9,64,31,969	35,574	9,64,67,543
Interest Receivable	4,13,98,855	227	4,13,99,082
Total	13,78,30,824	35,801	13,78,66,625

(Amount in Rs.)

Interest Received for FY:20-21	2,85,95,200
Interest Received for the FY: 21-22	6,78,72,343
Sub-Total	9,64,67,543
Interest Receivable during the year FY: 21-22	4,13,99,082
Grand-Total	13,78,66,625

3. Interest Received / Receivable on Loans

(Amount in Rs.)

Bank	Interest Received	Interest Receivable	Total
Secretariat Branch	15,79,49,364	3,03,29,981	18,82,79,345

4. Provision of Interest Payable on Borrowed Capital to KfW, Germany

Grant-in-Aid Received						(Amt Rs. In Crores)				Total
2012-13	2013-14	2014-15	2015-16	2016-17	2017-18	2018-19	2019-20	2020-21	2021-22	
29.09.12 (21 Cr.)	17.12.13 (42 Cr.)	09.09.14 (75 Cr.)	05.10.16 (Rs. 10 Cr.)	27.06.16 (20 Cr.)	24.05.17 (80 Cr.)	30.05.18 (60 Cr.)	24.06.19 (40 Cr.)	NIL	NIL	348
---	---	---	---	26.12.16 (130 Cr.)	29.01.18 (40 Cr.)	31.08.18 (49 Cr.)	22.01.20 (50 Cr.)			269
---	---	---	---	---	---	26.02.19 (22 Cr.)	07.03.20 (30 Cr.)			52
21	42	75	10	150	120	131	120	365	365	669

5. EAP-Funds Utilized by OUIDF for 2021-22 (Up to 31.03.22)

(Amount in Rs.)

Amount	Period	Interest
Rs. 669 Cr.	365 Days	42,81,60,000

Interest payable to KfW for 2021-22

(Interest Calculated @ 6.40% p.a. Rate of Interest 1.40% charged by KfW plus Interest Fluctuation of 5%)

Bhubaneswar

Dt: 23 JUN 2022


(R.C. Kar)

Financial Advisor, OUIDF

Financial Advisor OUIDF


(Sangramjit Nayak)

Secretary, OUIDF DMA & Addl.

Secretary, H&UD Deptt.

Secretary, OUIDF &
DMA & Ex-Officio Additional Secretary,
Housing & Urban Development Department

For Arora & Choudhary Associates
Chartered Accountants


(CA S.S. Mohapatra)

Partner (Membership No. 0576637)

UDIN- 22057089ALM0HK9511



SCHEDULE

Receipts and Disbursements for the Financial Year 2021-22

Receipts	Amount (in Rs.)
Opening Balance (01.04.22)(Grant in Aid)	6,69,00,00,000
Received from Projects Kept in a Separate Account as per KfW Guidelines	1,00,00,00,000
Total	7,69,00,00,000

Disbursements	Amount (in Rs.)
(A) Loan & Grant Fund disbursed upto 31.03.2022	6,69,77,49,357
(B) Loan & Grant Fund Disbursed during 2021-22	15,44,24,000
(C) Project Development Fund (PDF) upto 31.03.22	25,25,60,168
(D) Sub-Total (A+B+C)	7,10,47,33,525
(E) Closing Balance (31.03.22)	58,52,66,475

Bhubaneswar

Dt: 23 JUN 2022




(R.C.Kar)
Financial Advisor, OUIDF
Financial Advisor OUIDF



(Sangramjit Nayak)
Secretary, OUIDF & DMA & Addl.
Secretary, H&UD Deptt.
Secretary, OUIDF &
DMA & Ex-Officio Additional Secretary,
Housing & Urban Development Department

For Arora & Choudhary
Associates

Chartered Accountants



(CA S.S. Mohapatra)
Partner

Membership No. 057089

UDIN-22057089ALM0Hk9511



Odisha Urban Infrastructure Development Fund (OUIDF)

(Housing & Urban Development Department, Govt. of Odisha)

4th Floor, Zone-A/2, Fortune Towers, Bhubaneswar-751 023 Ph-0674-2300396, 2300397, e-mail: ouidf.hudd@gmail.com

Depreciation for the FY: 2021-22

(Amount in Rs.)

S/N	Description	Amount (O.B)	New Fixed Assets	Total	Depriciation
(i)	Interior Furnishing (10%)	N I L	53,84,636	53,84,636	2,69,232
(ii)	Office Equipments (10%)	31,595	-	31,595	3,160
(iii)	Computer Items (40%)	3,16,323	3,03,689	6,20,012	1,91,017
(iv)	Furniture & Fixture (10%)	63,742	5,08,151	5,71,893	79,178
Total		4,11,660	61,96,476	66,08,136	5,42,587

Sale/Transfer of Assets

(i)	Interior Furnishing	N I L
(ii)	Furniture & Fixture	

Closing Balance as on 31.03.2022

(i)	Interior Furnishing & Office Equipments 10% Depreciation)	51,15,404
(ii)	Computer Items (40% Depreciation)	4,28,995
(iii)	Office Equipments (10%)	28,435
(iv)	Furniture & Fixture (10%)	4,92,715
Total		60,65,549

Bhubaneswar

Dt: 23 JUN 2022


(R.C.Kar)

Financial Advisor

Financial Advisor OUIDF


(Sangramjit Nayak)

Secretary, OUIDF & DMA & Addl.

Secretary, H&UD Deptt.

Secretary, OUIDF &
DMA & Ex-Officio Additional Secretary,
Housing & Urban Development Department

For Arora & Choudhary
Associates

Chartered Accountants


(CA S.S. Mohapatra)

Partner

(Membership No. 057089)

UDIN-22057089ALM0HK91511



CHAPTER-12

Board of Trustees

12.1. Board of Trustees OUIDF (As on 31.03.2022)

S.N	Name	Designation	Period (From-To)
1.	Shri S.C. Mohapatra, IAS	Chief Secretary & Chief Development Commissioner	Chairperson 01.01.21-continuing
2.	Shri Pradeep Kumar Jena, IAS	Development Commissioner-cum- Addl. Chief Secretary	Trustee 01.01.21-continuing
3.	Shri G. Mathivathanan, IAS	Principal Secretary, H & UD Deptt.	Trustee 02.08.21-continuing
4.	Shri Vishal Kumar Dev, IAS	Principal Secretary, Finance Deptt.	Trustee 12.06.14-continuing
5.	Shri Hemant Sharma, IAS	Chairman, IDCO	Trustee 04.01.22-continuing
6.	Govt. of India Nominee	Yet to be nominated	Trustee ---

12.2. Chairpersons of Board of Trustees, OUIDF (Past)

S.N	Name	Designation	Period (From-To)
1.	Shri B.K. Pattanaik, IAS	Chief Secretary & Chief Development Commissioner	Chairperson 31.01.12-30.06.13
2.	Shri J.K. Mohapatra, IAS	Chief Secretary & Chief Development Commissioner	Chairperson 01.07.13-25.07.14
3.	Shri G.C. Pati, IAS	Chief Secretary & Chief Development Commissioner	Chairperson 01.08.14-30.11.15
4.	Shri A.P. Padhi, IAS	Chief Secretary & Chief Development Commissioner	Chairperson 30.11.15-19.08.19
5.	Shri Asit Kumar Tripathy, IAS	Chief Secretary & Chief Development Commissioner	Chairperson 19.08.19-31.12.20

CHAPTER-13

Brief Profile of Trustees



SHRI S.C. MOHAPATRA, IAS

Chief Secretary & Chief Development Commissioner,
Government of Odisha & Trustee, OUIDF

Shri Suresh Chandra Mahapatra is a 1986 batch Indian Administrative Service (IAS) Officer of Odisha cadre. He has completed his Post Graduate Degree in Applied Geology from ISM, Dhanbad before joining the service. Shri Mahapatra has wide experience in working with Government of Odisha in various key positions like Secretary in Energy, Water Resources, Forest & Environment Departments and Chairman-cum-Managing Director, GRIDCO. He was assigned with the most challenging responsibility of Chief Administrator, Shri Jagannath Temple Administration, Puri along with his responsibilities as Revenue Divisional Commissioner, Central Division. Shri Mahapatra was again posted as Chief Administrator of Puri Temple in 2015 for the second time during which he conducted Nabakalevar of the Lords. Shri Mahapatra was Development Commissioner- cum-Additional Chief Secretary and Trustee, Board of Trustees of OUIDF from 19.08.2019 to 31.12.2020. Presently, Shri Mahapatra has taken over the responsibility of Chief Secretary & Chief Development Commissioner and Chairperson, Board of Trustees of OUIDF with effect from 01.01.2021.





SHRI PRADEEP KUMAR JENA, IAS

Development Commissioner-cum-Addl. Chief Secretary,
Government of Odisha & Trustee, OUIDF

Mr. Pradeep Kumar Jena belongs to 1989 batch Indian Administrative Service Officer of Odisha Cadre. He has 30 years of working experience in Administration. Since then, he has worked in diverse sectors – from Agriculture and Natural Resources Management to Rural Development, Transport, Tax Administration, Industrial Development, Information Technology, Science and Technology, Panchayati Raj, Electricity, Water Resources Management and Disaster Management. He started his career as Sub-collector, Dharmagad Sub-Division in Kalahandi district. He has served as Collector of Cuttack District during Super Cyclone 1999 and as Collector Kalahandi District where he had initiated several path breaking initiatives in poverty reduction, natural resources management and decentralized & participatory development policies. He was Principal Secretary of Panchayat Raj and Drinking Water Department, Department of Water Resources and Department of Energy. He was Assistant Country Director-cum-Team Leader, UNDP Disaster Risk Management Programme looking after sixteen States of the Country. Presently, Shri Jena is the Development Commissioner-cum-Additional Chief Secretary to Govt. with additional charge of Additional Chief Secretary to Govt., Rural Development Dept., Special Relief Commissioner and Managing Director, OSDMA.



SHRI VISHAL KUMAR DEV, IAS

Principal Secretary, Finance Deptt. and., Trustee, OUIDF

Shri Vishal Kumar Dev has graduated in 1990 with a degree in Computer Science & Engineering from the Indian Institute of Technology, BHU, Varanasi and studied Management at the Indian Institute of Management, Lucknow. He worked for about 3 years in the Corporate Sector before joining the Indian Administrative Service in 1996. He has handled a number of important assignments in the past including Municipal Commissioner, Cuttack, Collector & District Magistrate, Balasore, Chief Executive Officer, Odisha Computer Application Centre and Director, IT, Government of Odisha, Managing Director, IDCO and Municipal Commissioner, Bhubaneswar. His areas of interest include Infrastructure Development, Urban Management, Administrative Reforms and e-Governance. He has recently completed a Master Programme in Governance and Development from the University of Sussex, UK. Presently, Shri Dev is posted as Principal Secretary, Finance Deptt. since 02.08.2021.



SHRI G. MATHIVATHANAN, IAS
Principal Secretary,
Housing and Urban Development Department,
Government of Odisha and Trustee, OUIDF

Shri G. Mathivathanan on completion of his Post Graduation in Mechanical Engineering from IIT Madras joined Odisha Cadre IAS in 1994. He has served in Sambalpur and Ganjam Districts as Collector and District Magistrate, Chairman of OPGC, OHPC, Chairman & Managing Director, IPICOL & OSRTC. He has also worked in varied sectors such as Commerce, Transport, Textile & Handloom, Energy and Health Departments. Presently, he is the Principal Secretary, Housing and Urban Development Department, Government of Odisha.



SRI HEMANT SHARMA, IAS

Principal Secretary, Industries, Skill Development and Technical Education, Chairman IDCO & Trustee, OUIDF

Shri Hemant Sharma, IAS a Bachelor of Electrical Engineering, joined Odisha Cadre in 1995. Shri Sharma had an illustrious carrier as Collector and District Magistrate at Kalahandi and Kendrapara apart from heading as Managing Director of OSFC, IDCO, GRIDCO and OTPCL as well as Solar Energy Corporation. Presently Sri Sharma is the Principal Secretary, Industries Department, Skill Development & Technical Education (since last 2 years) and has also taken over as Chairman, Odisha Industrial Infrastructure Development Corporation (IDCO) w.e.f 04.01.2022.

CHAPTER-14

Trust Secretariat

Odisha Urban Infrastructure Development Fund (OUIDF)



Shri Sangramjit Nayak, IAS

Secretary OUIDF & DMA & Additional Secretary,
H & UD Dept Kharvel Bhawan, Bhubaneswar

Phone : 0674-2392104

E-mail-dmahudd@gmail.com



Shri Sarada Prasad Panda, OAS

Jt. Secretary, OUIDF &

Jt. Secretary to Govt. H & UD Department,
Odisha Secretariat, Bhubaneswar, Khurda-751001

Phone : 0674-2432317, 2432846

email : ouidf.hudd@gmail.com



Shri Sanjay Kumar Rout, OAS

Administrative Officer Zone A/2, 4th Floor,
Fortune Towers Bhubaneswar-751023

E-mail : ouidf.hudd@gmail.com





Shri Ram Chandra Kar
Financial Advisor



Shri Chinmaya Chitaranjan
Infrastructure Expert



Shri Sukanta Panigrahi
Accountant



Shri Hillary Mathew
Office Assistant



Shri S.C. Satapathy
Office Assistant



Shri Shakti Sahu
Office Assistant



Smt. G.R. Samal
Office Assistant

CHAPTER-15

Project Development Agency

M/s Darashaw & Co. Pvt. Ltd.



CA Shomdip Ghosh
Project Development Expert



Sri Sudeep Shaurya
Procurement Expert



Sri Sapan Ghosh
Sr. Finance Expert



Sri. Pradeep Kumar Mallick
Transaction Management Expert.



Sri. Anshuman Mishra
Project Associate



Sri B.B. Mohapatra
Project Associate



Smt Rasmita Karan
Project Co-ordinator



Ms. Sukanya Mishra
MIS Expert



Ms. Jyotirmayee Behera
MIS Expert



Sri. Soumyaranjan Mishra
Project Associate



Sri Surya Narayan Sahoo
MIS Expert





OUIDF

Odisha Urban Infrastructure Development Fund
(A Govt. of Odisha Trust)

Odisha Urban Infrastructure Development Fund

Housing and Urban Development Department
Government of Odisha

Zone A/2,4th Floor, Fortune Towers Bhubaneswar-751023

Ph.: 0674-2300396/397

E-mail: ouidf.hudd@gmail.com

www.ouidf.in

